



Styles



STRAIGHT



WAVED

MuffleBaffle PET

MuffleBaffle PET is a lightweight acoustic baffle made with a high density, low-weight material that provides excellent sound absorbing characteristics. With a frameless layout, these acoustic baffles offer a sleek, attractive design – an ideal acoustic solution for environments such as open plan offices or restaurants.

Advantages:

- High levels of sound absorption
- Wide range of colors available
- Quick and easy to install
- Ideal for multiple indoor environments
- Fixings included

Product Specifications



EN13501-:2007+A1:2009 s1, d0
ASTM E84-2019 B Class A



The total weight of the MuffleBaffle PET 0.47" 5.3lbs/M2 | 1" 10.6lbs/M2



65% Recycled PET Fibre | 35% Virgin Fibre
VOC Emissions <0.02mg/M2
Formaldehyde 0.00 UG/G
OKE TEX Standard 100 - Class 1
100% Recyclable Content

Product Dimensions

MuffleBaffle is available in two shapes each with several sizes available. Custom designs and sizes can be manufactured – please speak to a member of the sales team if you require custom dimensions.



Straight

- 47 x 12 x 0.47 (inches)
- 47 x 12 x 1 (inches)
- 95 x 8 x 0.47 (inches)
- 95 x 8 x 1 (inches)
- 95 x 12 x 0.47 (inches)
- 95 x 12 x 1 (inches)

SOLD IN PACKS OF 4



Waved

- 95 x 12 x 0.47 (inches)
- 95 x 12 x 1 (inches)

SOLD IN PACKS OF 4

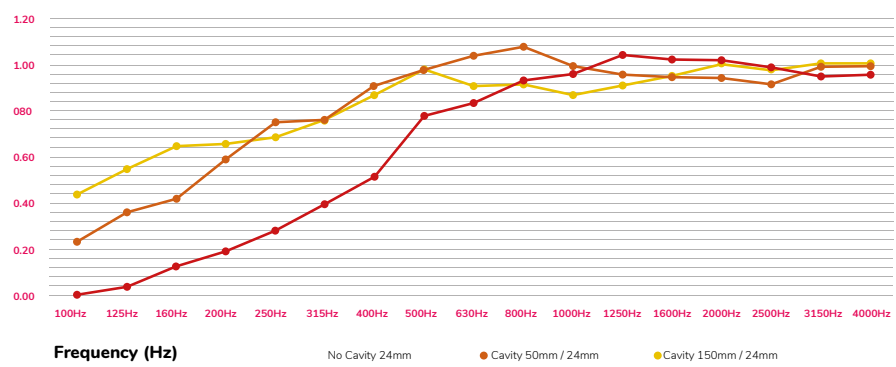
Acoustic & Technical Data

MuffleBaffle PET 0.47" Acoustic Data



0.47" Data																			
Frequency	100 Hz	125 Hz	160Hz	200Hz	250Hz	315Hz	400Hz	500Hz	630Hz	800Hz	1000Hz	1250Hz	1600Hz	2000Hz	2500Hz	3150Hz	4000Hz	NRC	
No Cavity / 12mm	0.03	0.01	0.09	0.04	0.05	0.09	0.12	0.25	0.32	0.49	0.61	0.71	0.82	0.85	0.91	0.94	0.95	0.45	
Cavity 50mm / 12mm	0.20	0.16	0.22	0.32	0.46	0.56	0.63	0.80	0.89	1.03	1.04	0.99	1.07	1.00	0.93	0.87	0.92	0.80	
Cavity 150mm / 12mm	0.29	0.46	0.44	0.57	0.68	0.81	0.97	0.96	0.91	1.04	0.92	0.80	0.94	0.94	0.91	0.90	0.91	0.90	

MuffleBaffle PET 1" Acoustic Data




1" Data																			
Frequency	100 Hz	125 Hz	160Hz	200Hz	250Hz	315Hz	400Hz	500Hz	630Hz	800Hz	1000Hz	1250Hz	1600Hz	2000Hz	2500Hz	3150Hz	4000Hz	NRC	
No Cavity / 24mm	0.01	0.04	0.13	0.19	0.28	0.39	0.52	0.78	0.85	0.94	0.96	1.04	1.03	1.01	0.98	0.96	0.97	0.75	
Cavity 50mm / 24mm	0.25	0.36	0.42	0.61	0.77	0.77	0.92	0.98	1.04	1.09	1.00	0.97	0.97	0.96	0.93	1.00	0.99	0.90	
Cavity 150mm / 24mm	0.45	0.55	0.64	0.66	0.69	0.77	0.88	0.99	0.90	0.92	0.86	0.90	0.97	1.00	0.97	0.99	1.00	0.90	



Installation


MuffleBaffle has been designed for quick and easy installation and each baffle is supplied with the required fixings for installation.

Each MuffleBaffle is supplied with 2 or 3 spiral hooks for each baffle, depending on the size. Insert the spiral hooks approximately 6" to 7.9" from the edge of the baffle. The hooks should be cork screwed into the edge of the baffle, ensuring the spiral hook does not appear to face the baffle. Once the baffle has been correctly suspended and levelled, trim any excess wire with wire cutters.




Colors

MuffleBaffle PET is manufactured in a range of colors.



Azure




Black




Charcoal Grey



Cherry Red



Deep Blue



Dusty Pink



Fuzzy Green



Ice White



Midnight Blue



Opal



Orange



Purple




Sand




Slate Grey




Soft Blue



Teal



White



Yellow

Product Care



Delivery, Storage & Handling

Keep MuffleBaffle PET away from damp and moisture whilst storing and handling.



After Care

MuffleBaffle PET doesn't require heavy maintenance, simply dust as required after installation.

Supplier

ca.muffleacoustics.com

hello@muffleacoustics.com

1 833 953 1543

Note: Product MUST be checked for color shading differences, flaws, defects or damage prior to installation. Once installation has been commenced, the products are deemed to have arrived in perfect condition – any of the above reported after installation will not be covered by your warranty.