



Product Specification Sheet

BuzziShade Square 220-240V

— By Stal Collectief

A reinvented classic

Thanks to BuzziShade Square and BuzziShade Square Beam's sleek and architectural design language, both options perfectly suit all kinds of workspaces, should they be in an office, education center, hospitality space, or beyond. The acoustic lighting solution doubles as a sound-absorbing panel and can be paired with either a Globe or Spot iteration of BuzziSol Solo (BuzziShade Square Medium only) and BuzziSol Trio (BuzziShade Square Beam only). BuzziShade Square can be outfitted in various BuzziFelt color combinations.



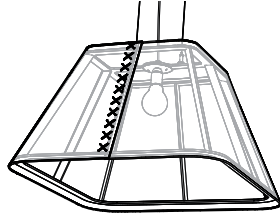
The Family

Models

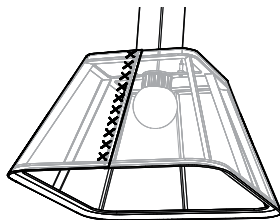
BuzziShade Square Medium

BuzziShade Square Beam

Retrofit E27
(bulb excluded)

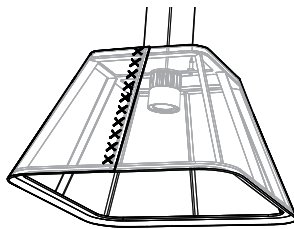


Sol Solo Globe

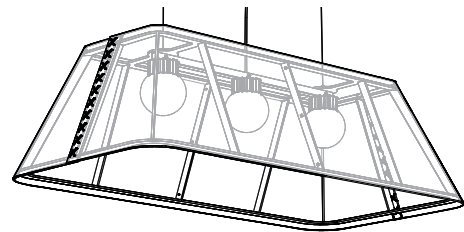


Lighting Units

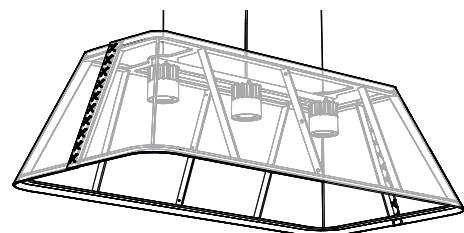
Sol Solo Spot



Sol Trio Globe



Sol Trio Spot



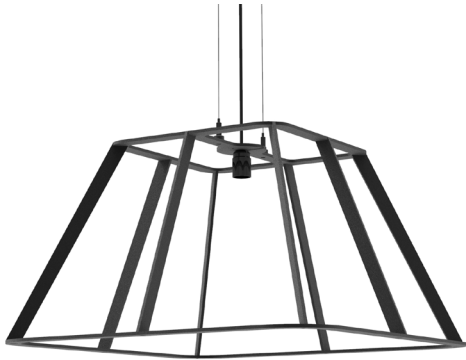
Required order information

1. Model
2. Light Option
3. Color Frame
4. BuzziFelt Color
5. Color Lace
6. Mounting Option
7. Color Ceiling Canopy (only for Retrofit)
8. Color Power Cable (only for Retrofit)

Lighting Data

Lighting Units

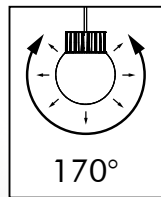
Retrofit Lighting unit



Retrofit E27 bulb excluded, Max 60W.

BuzziSol

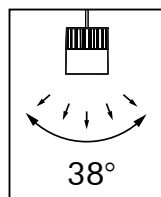
Globe



BuzziSol is a suspended LED fixture consisting of 1 or 3 powder-coated black heatsink with LED chip on board (COB) light source(s).

The product can be finished with a frosted glass globe diffuser which spreads the light in a large beam angle of 170°, enlighting the surroundings or a reflector spot adaptor directing the light with a beam angle of 38° downwards.

Spot



Lighting specifications

BuzziShade Square Medium

Lighting Unit	Voltage	Wattage	Light Output Luminaire	Efficacy (Lm/W)	CRI	Dimming	Color Temperature	UGR	Standard (stock) On request (>LT)	Color Power Cable	Color Ceiling Canopy	Color Metal Frame	Color Lace	Fabric Collection	Fabric Color	Mounting Option
Retrofit E27 bulb excl.	220 - 240V	Max.60W	-	-	-	-	-	-	Standard	Black or Red	Black or White					
Sol Solo Globe	220 - 240V	32W	1500 Lm	46,8	90	1-10V	3000K	23	Standard	Black	Black	Black, White, Fluorescent Orange or Aluminium	Black, White or Fluorescent Orange	Use color codes below	Use color codes below	2 cables of 2 m or 5 m Alu or Black
Sol Solo Globe	220 - 240V	32W	1500 Lm	46,8	90	DALI	3000K	23	On Request	Black	Black					
Sol Solo Spot	220 - 240V	32W	1500 Lm	46,8	90	1-10V	3000K	12	Standard	Black	Black					
Sol Solo Spot	220 - 240V	32W	1500 Lm	46,8	90	DALI	3000K	12	On Request	Black	Black					

BuzziShade Square Beam

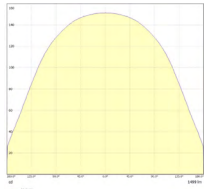
Lighting Unit	Voltage	Wattage	Light Output Luminaire	Efficacy (Lm/W)	CRI	Dimming	Color Temperature	UGR	Standard (stock) On request (>LT)	Color Power Cable	Color Ceiling Canopy	Color Metal Frame	Color Lace	Fabric Collection	Fabric Color	Mounting Option
Sol Trio Globe	220 - 240V	60W	3 x 1500 Lm	75	90	1-10V	3000K	23	Standard	Black	Black	Black, White or Aluminium	Black, White or Fluorescent Orange	Use color codes below	Use color codes below	2 cables of 2 m or 5 m Alu or Black
Sol Trio Spot	220 - 240V	60W	3 x 1500 Lm	75	90	1-10V	3000K	12	Standard	Black	Black					

CE CB

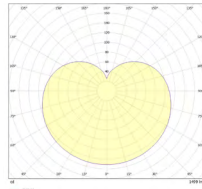
Photometric Data

BuzziShade Square Medium BuzziSol Solo

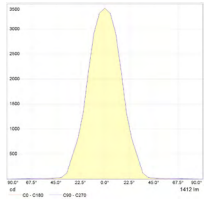
Sol Solo Globe Cartesian diagram



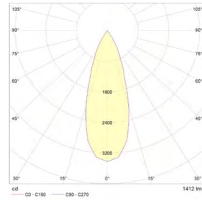
Sol Solo Globe Polar curve



Sol Solo Spot Cartesian diagram

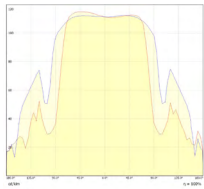


Sol Solo Spot Polar curve

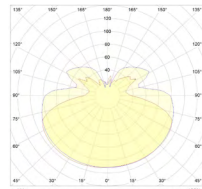


BuzziShade Square Beam BuzziSol Trio

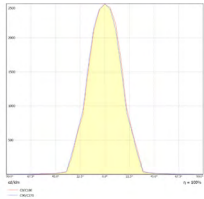
Sol Trio Globe Cartesian diagram



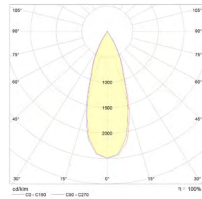
Sol Trio Globe Polar curve



Sol Trio Spot Cartesian diagram



Sol Trio Spot Polar curve



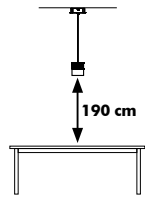
Tips and Tricks - Light Options

To enlight your workplace with optimal lux levels take following measurements into account:

BuzziShade Square Medium BuzziSol Solo

Solo Spot

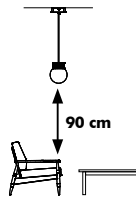
Office,
Meeting room



500 Lux

Solo Globe

Office,
Meeting room

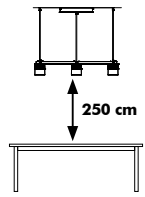


100 Lux

BuzziShade Square Beam BuzziSol Trio

Trio Spot

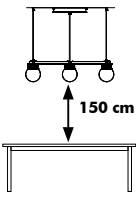
Office,
Meeting room



500 Lux

Trio Globe

Office,
Meeting room



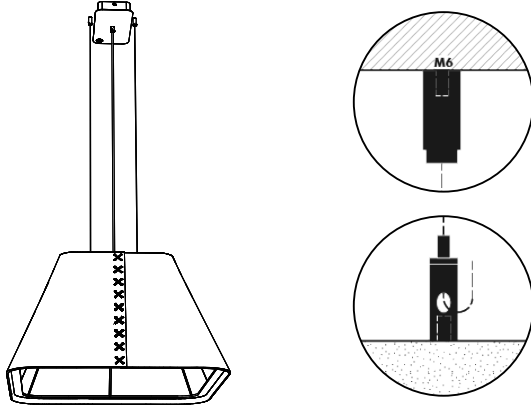
500 Lux

* According to EN12464

Product Data

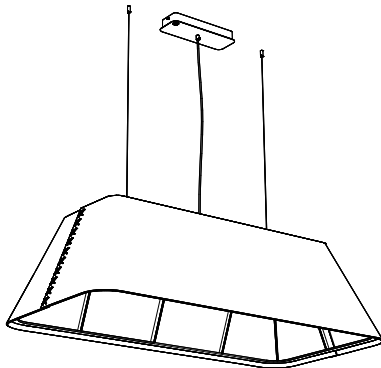
Fixing System

Fixing System Acoustic Panel



BuzziShade Square Medium is suspended on 2 cables of 2 or 5 m black or alu colored cables, with fixing system screw.

Fixing System Lighting



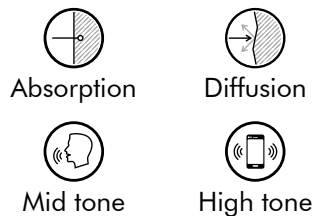
The light element of BuzziShade Square Beam is suspended independently from the acoustic panel with 2 cables of 2 or 5 m black or alu colored cables, with fixing system screw.

⚠ If installing on suspended ceiling, verify load capacity prior to installation.

Acoustic Panel



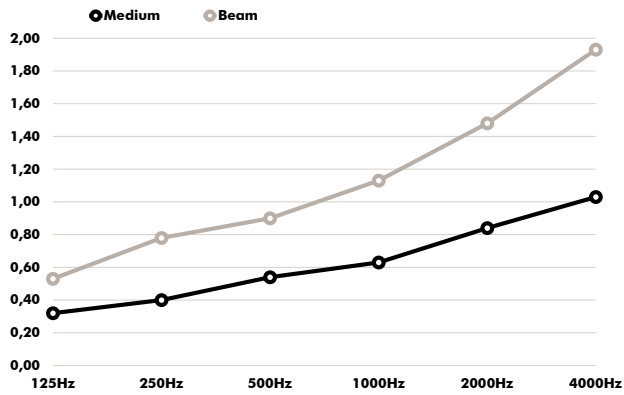
The acoustic panel consists of one layer of BuzziFelt with a lace in black, white or fluorescent orange.



Acoustics

BuzziShade Square

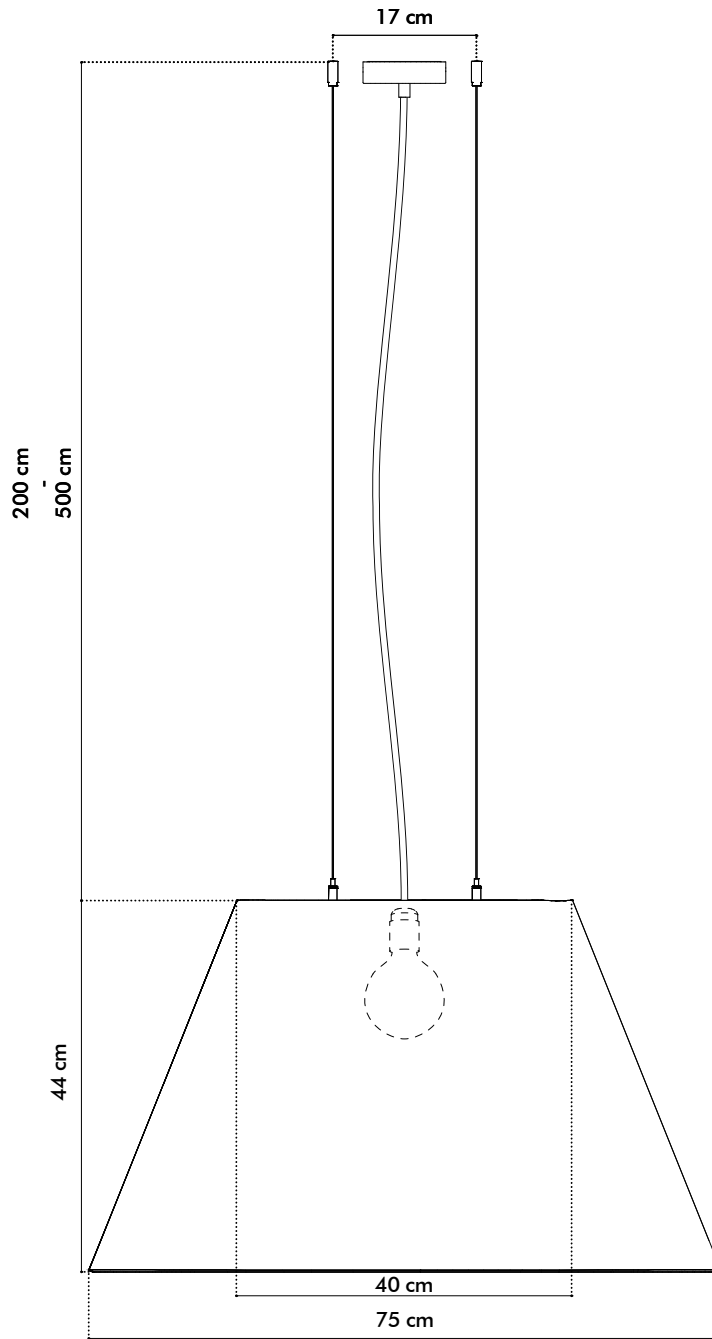
Equivalent sound absorption area in m² per object



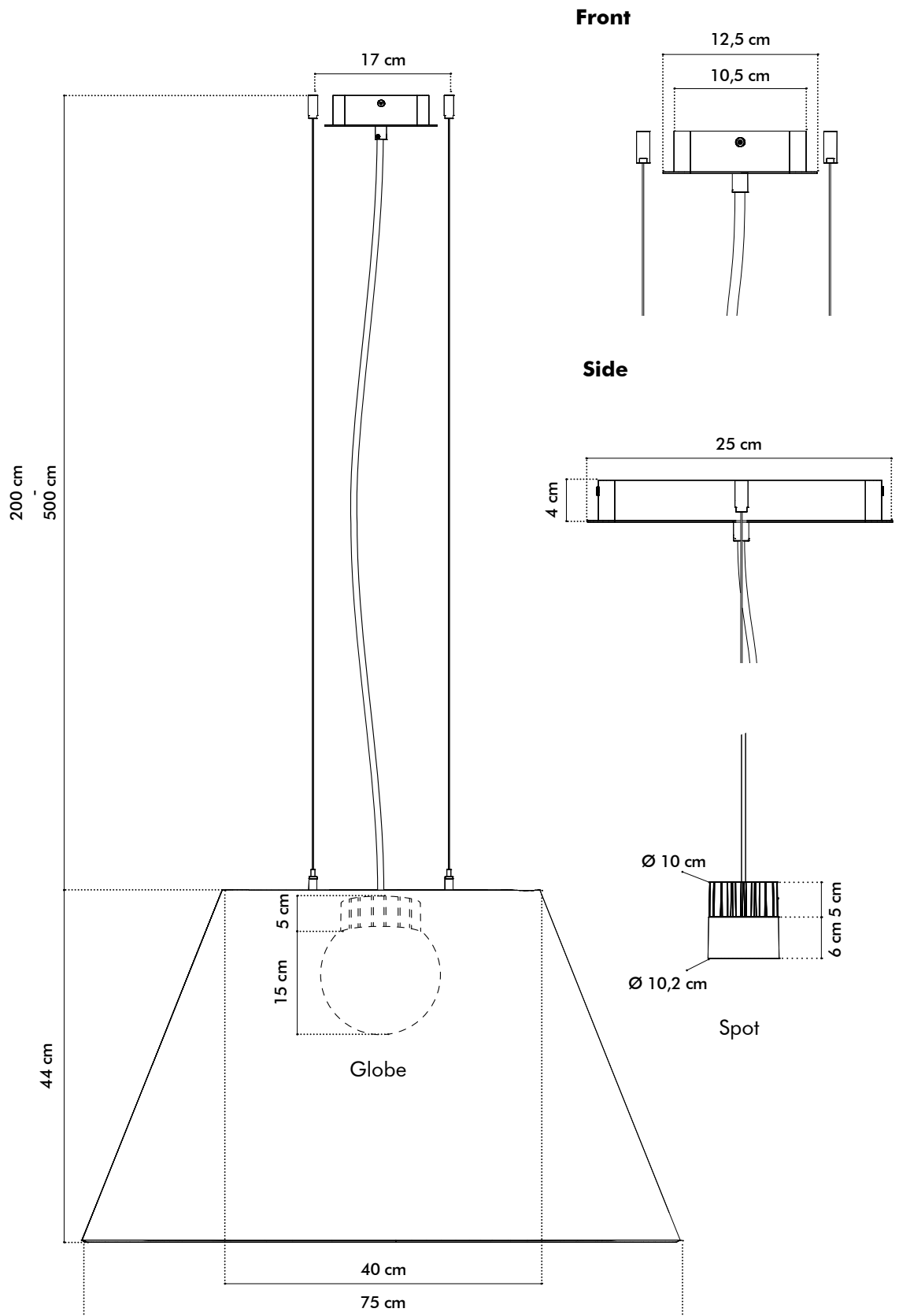
Hz	Aeq/m ² Medium	Aeq/m ² Beam
125	0,32	0,53
250	0,40	0,78
500	0,54	0,90
1000	0,63	1,13
2000	0,84	1,48
4000	1,03	1,93

Dimensions

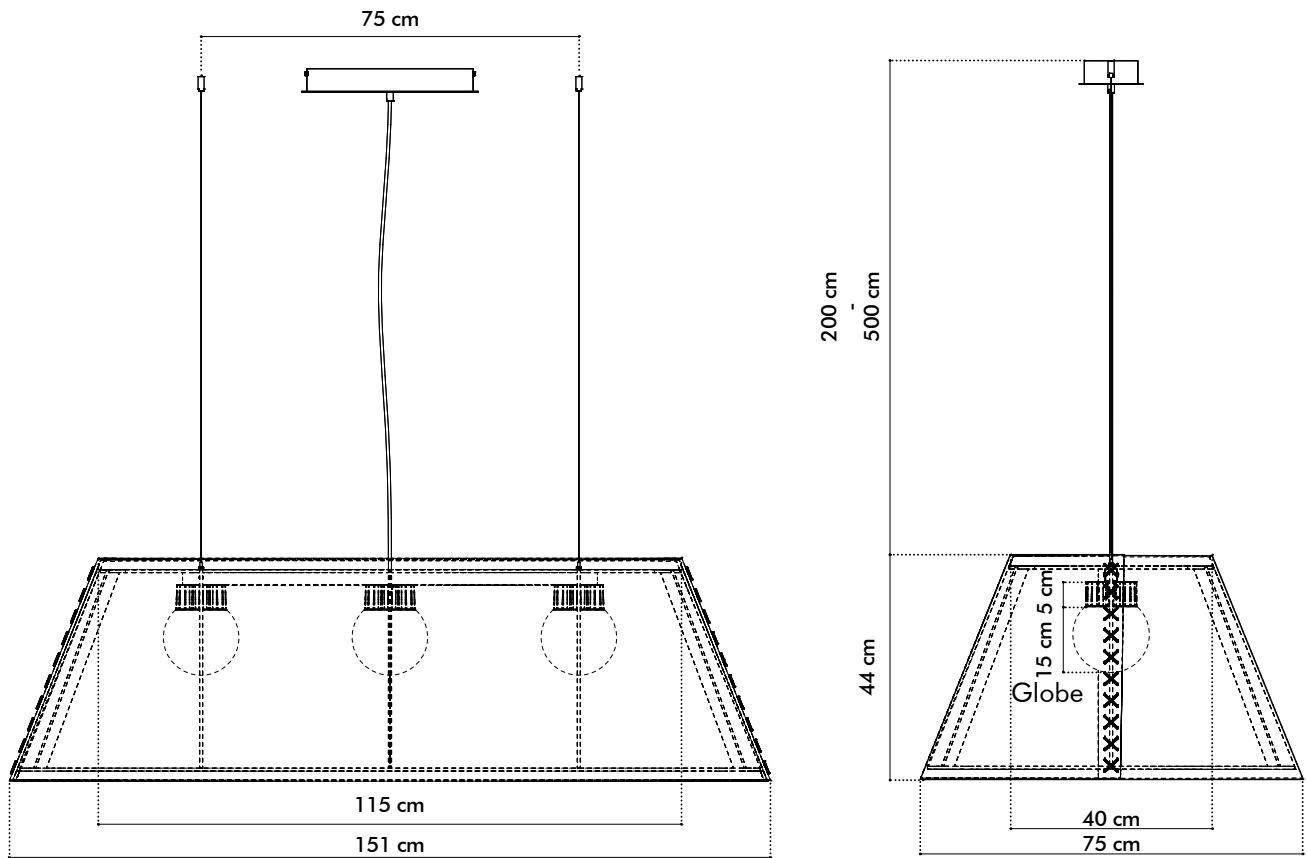
BuzziShade Square Medium



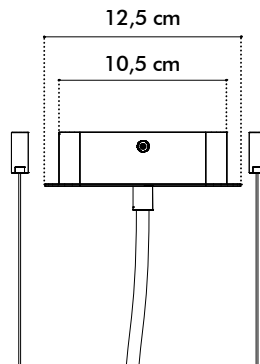
BuzziShade Square LED Medium



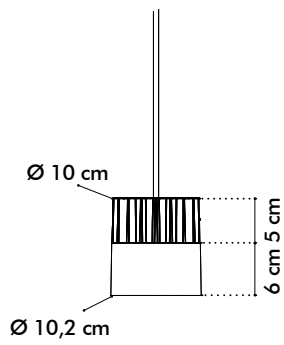
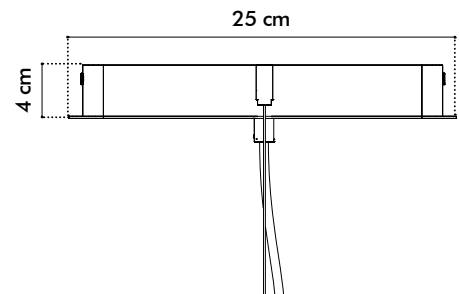
BuzziShade Square LED Beam



Front



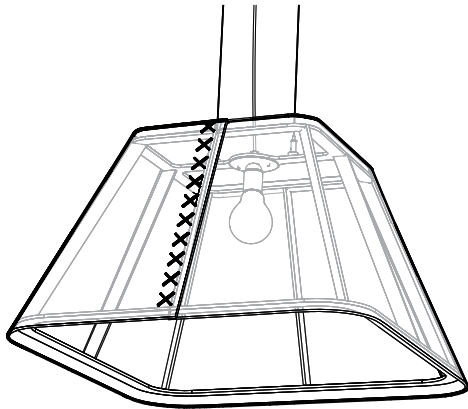
Side



Spot

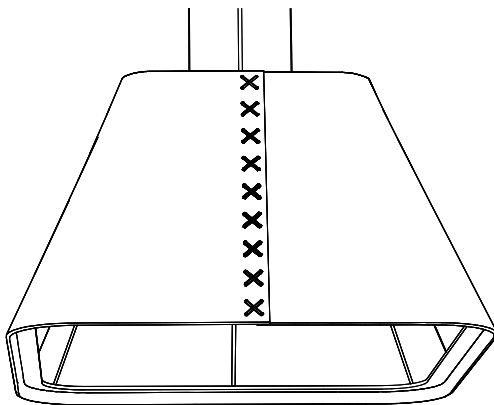
Weights

BuzziShade Square Medium Retrofit



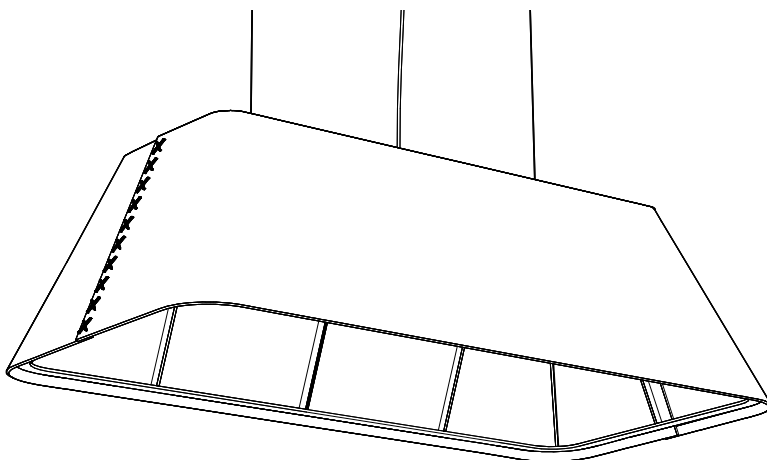
5 kg

BuzziShade Square Medium BuzziSol Solo



7 kg


BuzziShade Square Beam BuzziSol Trio



12,7 kg

Fabrics

Felt (12 colors)



Composition 100% Recycled PE.T. Felt, latex backing

Weight 1.000 g/m2 | 29.49 oz/yd2

Abrasion resistance >7.000 Martindale

Flammability EU: EN 13501.1 + A1/2009 Class B-s1,d0
USA: ASTM E84 Class A certified

Fastness to light USA 5

