




Styles



Circle



Cloud



Ellipse



Hexagon



Rectangle



Square



Triangle

MuffleRaft

MuffleRaft is a high-performance acoustic raft designed to achieve outstanding acoustic performance without sacrificing your interior design. MuffleRaft is suitable for suspended ceiling applications and with its Class A sound absorption, it's perfect for areas that suffer with reverberation problems and high noise levels.

Advantages:

- Class A sound absorption
- Quick and simple installation
- Ideal for open, exposed interiors
- Easy access to service
- Can be installed at various heights to aid in design
- Various shapes and sizes available

Product Specifications



Fire

MuffleRaft core board has been tested and offers Class O fire rating to BS476: Part 6. Fabric facing complies with Class 1 to BS476: Part 7. Class O fabrics can be supplied on request.



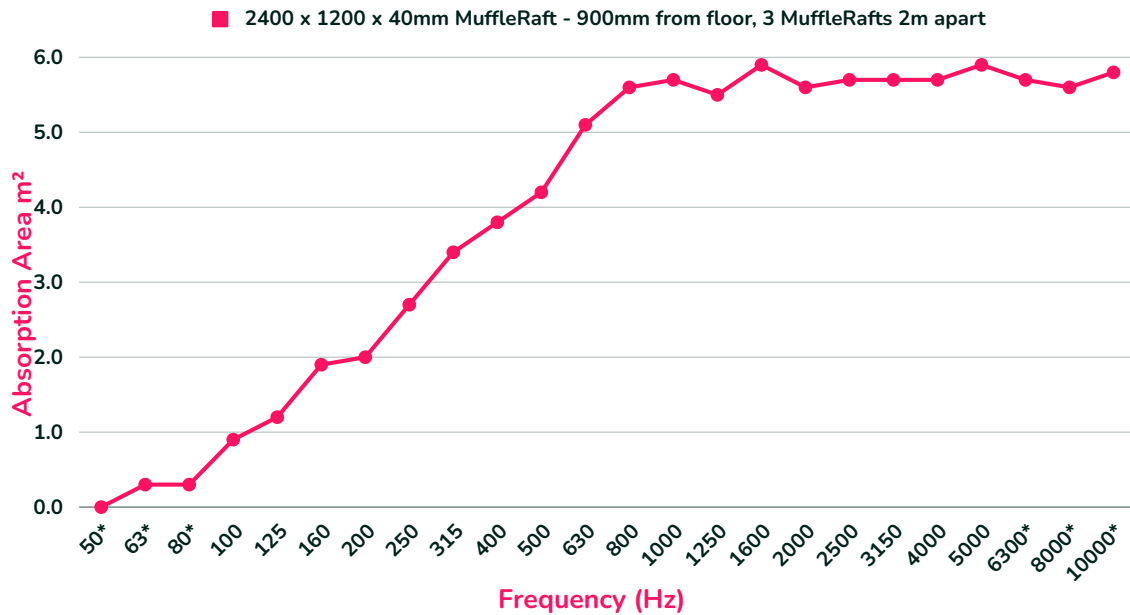
Weight

Our MuffleRaft panels weigh in at 3kg/m².



Acoustic Performance

MuffleRaft (40mm): NRC | up to 0.90
Acoustic Class | up to 'CLASS A'



MuffleRaft Equivalent Absorption Area per Object

Frequency (Hz)	100	125	160	200	250	315	400	500	630	800	1000	1250	1600	2000	2500	3150	4000	5000
Absorption Area m ²	0.9	1.2	1.9	2.0	2.7	3.4	3.8	4.2	5.1	5.6	5.7	5.5	5.9	5.6	5.7	5.7	5.7	5.9

Product Dimensions

MuffleRaft is available in a wide variety of shapes and sizes, including custom shapes which are available upon request. The raft is 40mm thick and fabricated in a range of fabric faces that give it a flawless finish. Alternatively, MuffleRaft can be personalised with your own high-resolution images. Circular Rafts with a diameter exceeding 1200mm will be provided in two sections, creating a set of two semi-circles for easy handling and assembly.



Circle

Ø 400 x 40 (mm) Ø
600 x 40 (mm) Ø
800 x 40 (mm) Ø
1000 x 40 (mm) Ø
1200 x 40 (mm) Ø
1400 x 40 (mm) Ø
1600 x 40 (mm) Ø
2000 x 40 (mm) Ø



Cloud

1150 x 1000 x 40(mm)



Ellipse

1100 x 2600 x 40 (mm)
1150 x 800 x 40 (mm)



Hexagon

1100 x 550 x 40 (mm)



Rectangle

1200 x 600 x 40 (mm)
1200 x 900 x 40 (mm)
1200 x 1500 x 40 (mm)
1200 x 1800 x 40 (mm)
1200 x 2100 x 40 (mm)
1200 x 2400 x 40 (mm)
1200 x 2700 x 40 (mm)



Square

600 x 600 x 40 (mm)
1000 x 1000 x 40 (mm)
1200 x 1200 x 40 (mm)



Triangle

867 x 1000 x 40 (mm)



Installation

MuffleRaft installation is quick and easy.

MuffleRaft is suspended by steel wires from the soffit and then with spiral hooks fitted into the reverse of the raft. Spiral hooks are screwed in a clockwise rotation.



The raft's height can be easily adjusted by amending the length of the cables.

For design purposes, MuffleRaft can be installed on an angle. For angled installations, we recommend rafts no larger than 600 x 600mm.

Spiral hooks should be placed approximately 200mm inwards from the edge of the raft. Fixings are included with raft purchase. The hanging kit includes spiral hooks, eyelet hooks, 2m cables, and soffit fixing.




MuffleRaft hanging kit




Colours

MuffleRaft is available in their natural light grey colour or can be covered in a variety of fabric facings with a wide range of colour options.

CARA COLOUR RANGE




Vit EJ184




Glass EJ004



Dolphin EJ105



Galilee EJ125



Adriatic EJ154




Inverness EJ175



Lead EJ104




Spray EJ033



Lomond EJ192



Austen EJ173



Beltane EJ193



Shetland EJ191



Lossie EJ197




Tummel EJ038




Pitlochry EJ076



Maree EJ195



FairIsle EJ186



Staffa EJ185




Lora EJ187



Ronay EJ189



Easdale EJ188



Walten EJ011



Portland EJ016



Merrick EJ048




Chaucer EJ172



Hillswick EJ190



Denny EJ196



Black EJ138




Clan EJ169



Carron EJ015



Lerwick EJ194



Cluanie EJ180

Colours

LUCIA COLOUR RANGE




Adobo YB165



Martinique YB004



Bluebell YB097



Marianna YB157




Steel YB095



Ocean YB100



Campeche YB301




Madura YB156



Apple YB096



Windjammer YB047



Montserrat YB011



Paseo YB019



Rum YB086



Aruba YB093



Slip YB094




Oyster YB107




Blizzard YB108




Buru YB170




Solano YB088




Calypso YB106



Lobster YB087



Tortuga YB168



Belize YB105



Bridgetown YB102



Sombrero YB046



Tarot YB090



Havana YB009



Sandstorm YB302



Tequila YB038



Scuba YB089



Costa YB026

Product Care

Delivery, Storage & Handling

MuffleRaft panels should be stored away from excessive moisture and handled with care.

After Care

Remove any surplus material, rubbish, or debris from the panel after installation ensuring the raft is in clean condition. MuffleRaft requires little maintenance – simply dust as required.

Supplier

me.muffleacoustics.com

contact@muffleacoustics.me

+44 (0) 1924 938911

Note: Product MUST be checked for colour shading differences, flaws, defects or damage prior to installation. Once installation has been commenced, the products are deemed to have arrived in perfect condition – any of the above reported after installation will not be covered by your warranty.