



## Styles



STRAIGHT



WAVED

## MuffleBaffle PET

**MuffleBaffle PET** is a lightweight acoustic baffle made with a high density, low-weight material that provides excellent sound absorbing characteristics. With a frameless layout, these acoustic baffles offer a sleek, attractive design – an ideal acoustic solution for environments such as open plan offices or restaurants.

### Advantages:

- High levels of sound absorption
- Wide range of colours available
- Quick and easy to install
- Ideal for multiple indoor environments
- Fixings included

# Product Dimensions

MuffleBaffle PET is available in two designs each with two available sizes. Custom designs and sizes can be manufactured – please speak to a member of the sales team if you require custom dimensions.



**Straight**

2400 x 300 x 12 (mm)

2400 x 300 x 24 (mm)

**Sold in packs of 4**



**Waved**

2400 x 300 x 12 (mm)

2400 x 300 x 24 (mm)

**Sold in packs of 4**

# Product Specifications



## Fire

EN13501-:2007+A1:2009 s1,  
d0 ASTM E84-2019 B Class A



## Weight

The total weight of the MuffleBaffle PET  
12mm 2.4kg/M2 | 24mm 4.8kg/M2



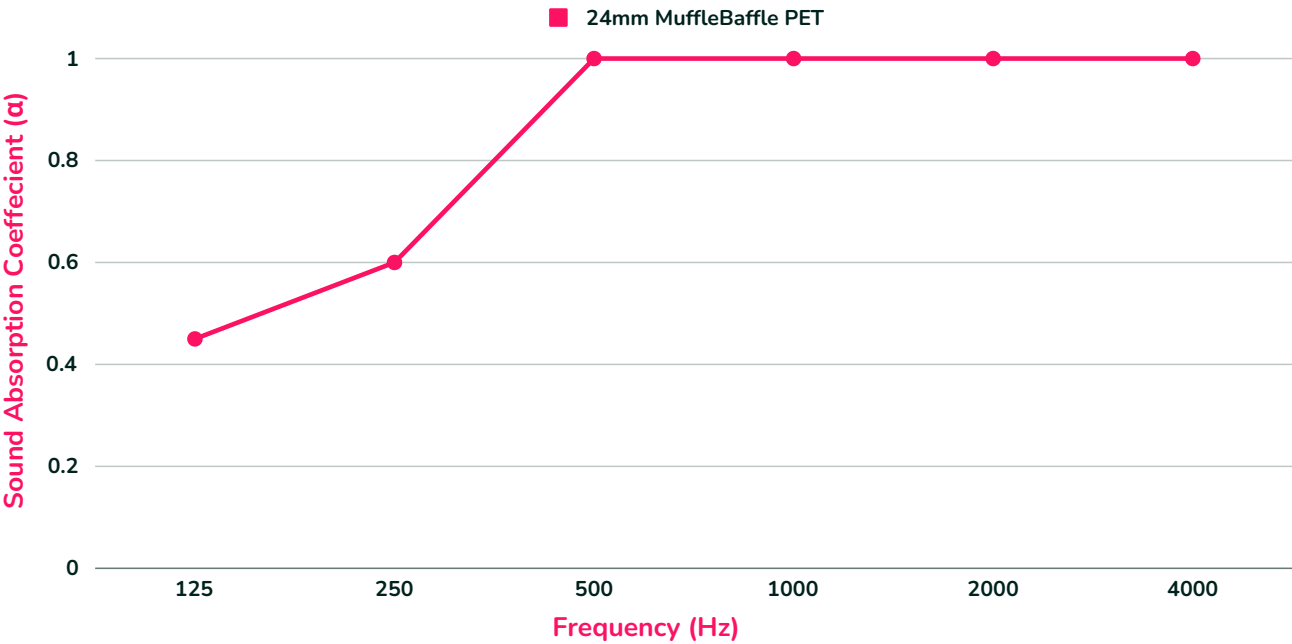
## Environmental

65% Recycled PET Fibre | 35% Virgin  
Fibre VOC Emissions <0.02mg/M2  
Formaldehyde 0.00 UG/G  
OKE TEX Standard 100 - Class 1  
100% Recyclable Content



# Acoustic Performance

Acoustic Class | Up to CLASS A  
NRC Rating | 1.00




| 24mm MuffleBaffle PET |      |      |      |      |      |      |      |                |
|-----------------------|------|------|------|------|------|------|------|----------------|
| Frequency (Hz)        | 125  | 250  | 500  | 1000 | 2000 | 4000 | NRC  | Acoustic Class |
| MuffleBaffle 24mm     | 0.45 | 0.60 | 1.00 | 1.00 | 1.00 | 1.00 | 1.00 | A              |





# Installation

MuffleBaffle has been designed for quick and easy installation and each baffle is supplied with the required fixings for installation. Each MuffleBaffle is supplied with 2 or 3 spiral hooks for each baffle, depending on the size. Insert the spiral hooks approximately 150mm to 200mm from the edge of the baffle. The hooks should be cork screwed into the edge of the baffle, ensuring the spiral hook does not appear to face the baffle. Once the baffle has been correctly suspended and levelled, trim any excess wire with wire cutters.




## Colours

MuffleBaffle PET is manufactured in a range of colours.




Azure




Black




Charcoal Grey




Cherry Red



Deep Blue




Dusty Pink




Fuzzy Green




Ice White



Midnight Blue




Opal



Orange



Purple




Sand




Slate Grey




Soft Blue



Teal



White



Yellow

# Product Care



## Delivery, Storage & Handling

Keep MuffleBaffle PET away from damp and moisture whilst storing and handling.



## After Care

MuffleBaffle PET doesn't require heavy maintenance, simply dust as required after installation.

## Supplier

[za.muffleacoustics.com](https://za.muffleacoustics.com)

[hello.za@muffleacoustics.com](mailto:hello.za@muffleacoustics.com)

+44 (0) 1924 938911

Note: Product MUST be checked for colour shading differences, flaws, defects or damage prior to installation. Once installation has been commenced, the products are deemed to have arrived in perfect condition – any of the above reported after installation will not be covered by your warranty.