




## Product Specification Sheet

### **BuzziShade 110-120V / 120-277V**

— By Stal Collectief

The BuzziShade combines lit surroundings with acoustic performance. The design prevents eavesdroppers from hearing your private conversations, and reduces external noise levels to a minimum. The BuzziShade is extremely versatile. The perfect addition to any office, waiting room or restaurant and is ideal for large-scale events. Be creative in colour by adding a layer of fabric to the BuzziFelt shades. The BuzziShade is the culmination of an artistic collaboration between BuzziSpace and the four young Belgian furniture designers of Stal Collectief.



# The Family

## Models

**BuzziShade M**

**BuzziShade L**

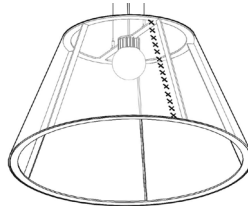
**BuzziShade XL**

**BuzziShade XXL**

**Retrofit E26**  
(bulb excluded)

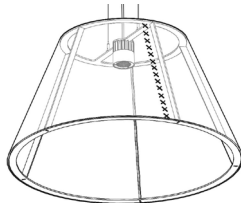


**Sol Solo Globe**

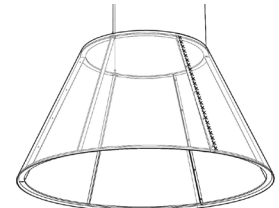
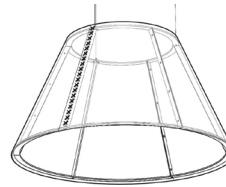


**Lighting Units**

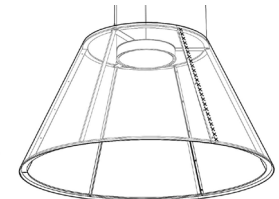
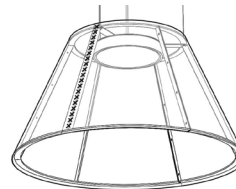
**Sol Solo Spot**



**No Electrification**



**LED Disk**  
Ø 470



Required order information

1. Size
2. Light Option
3. Color Frame
4. BuzziFelt Color

5. Option Extra Layer Inside or Outside
6. Color Laze
7. Mounting Option
8. Color Ceiling Canopy (only for Retrofit)
9. Color Power Cable (only for Retrofit)

# Lighting Data

---

## Lighting Units

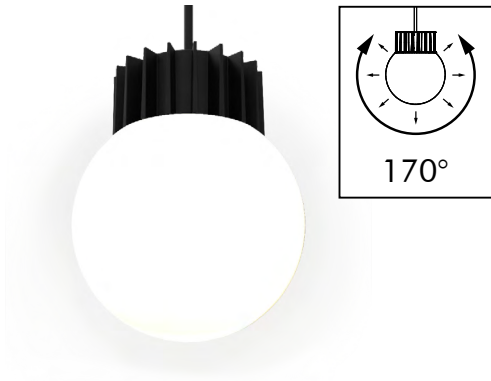
**Retrofit Lighting unit (only available for BuzziShade M | L)**



Retrofit E26 bulb excluded, Max 100W.

**BuzziSol (only available for BuzziShade M | L)**

**Globe**



BuzziSol Solo is a suspended LED fixture consisting of 1 powder-coated black heatsink with LED chip on board (COB) light source. The product can be finished with a frosted glass globe diffuser which spreads the light in a large beam angle of 170°, enlighting the surroundings or a reflector spot adaptor directing the light with a beam angle of 38° downwards.

**Spot**




**No Electrification (only available for BuzziShade XL | XXL)**



On request, the BuzziShade XL or XXL can be ordered without LED light Source

**LED Disk Ø 470 (only available for BuzziShade XL | XXL)**



The PMMA diffuser ensures an optimal light spread and efficiency. It creates a very diffuse light surface without any dottiness.  
The light source is a LED PCB, containing 36 low power LED's.

# Lighting specifications

## BuzziShade Medium | Large

Lighting Unit	Voltage	Wattage	Light Output Luminaire	Efficacy (Lm/W)	CRI	Dimming	Color Temperature	UGR	Standard (stock) On request (>LT)	Color Power Cable	Color Ceiling Canopy	Color Metal Frame	Color Lace	Fabric Collection	Fabric Color	Mounting Option
Retrofit E26 bulb excl.	100-240V/277V	Max.100W	-	-	-	-	-	-	Standard	Black or Red	Black or White	Black, White, Fluorescent Orange, Aluminium	Black, White, Fluorescent Orange	Use color codes below	Use color codes below	2 cables of 78.74" or 196.85" Alu or Black
Sol Solo Globe	100-240V/277V	32W	1500 Lm	46,8	90	1-10V	3000K	23	Standard	Black	Black	Black, White, Fluorescent Orange, Aluminium	Black, White, Fluorescent Orange	Use color codes below	Use color codes below	2 cables of 78.74" or 196.85" Alu or Black
Sol Solo Spot	100-240V/277V	32W	1500 Lm	46,8	90	1-10V	3000K	12	Standard	Black	Black	Black, White, Fluorescent Orange, Aluminium	Black, White, Fluorescent Orange	Use color codes below	Use color codes below	2 cables of 78.74" or 196.85" Alu or Black

## BuzziShade XL | XXL

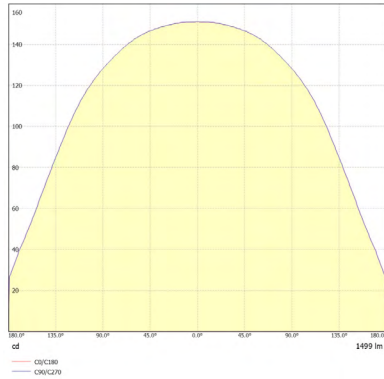
Lighting Unit	Voltage	Wattage	Light Output Luminaire	Efficacy (Lm/W)	CRI	Dimming	Color Temperature	UGR	Standard (stock) On request (>LT)	Color Power Cable	Color Ceiling Canopy	Color Metal Frame	Color Lace	Fabric Collection	Fabric Color	Mounting Option
No Electrification	-	-	-	-	-	-	-	-	Standard	-	-	Black, White, Aluminium	Black, White	Use color codes below	Use color codes below	3 cables of 78.74" or 157.48" Alu or Black
LED Disk Ø 470	120-277V	35W	2545 Lm	73	90	1-10V	3000K	22	Standard	Transparent	White	Black, White, Aluminium	Black, White	Use color codes below	Use color codes below	3 cables of 78.74" or 157.48" Alu or Black

€ € CB

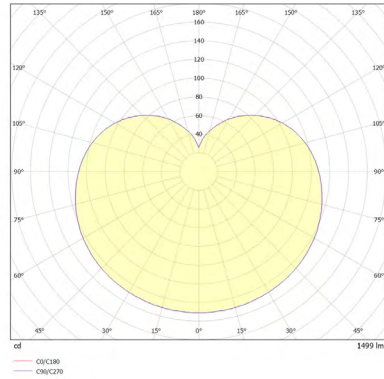
# Photometric Data

## BuzziShade BuzziSol Solo

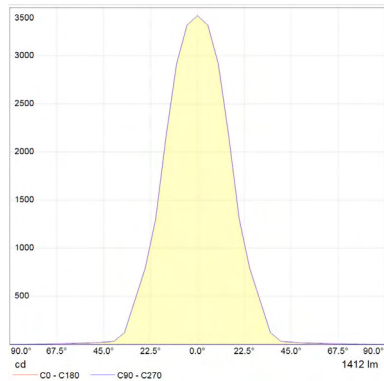
Sol Solo Globe Cartesian diagram



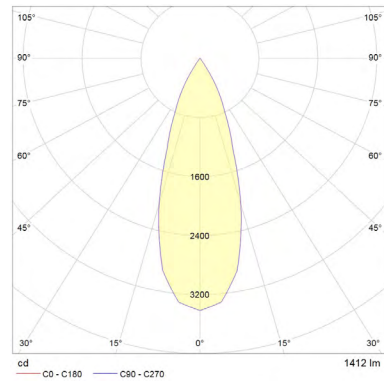
Sol Solo Globe Polar curve



Sol Solo Spot Cartesian diagram

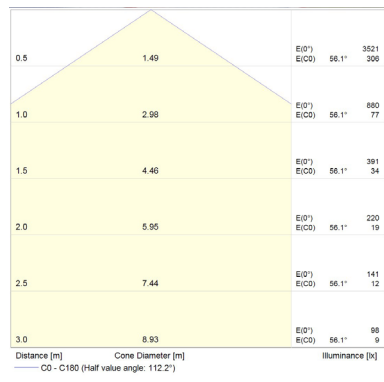


Sol Solo Spot Polar curve

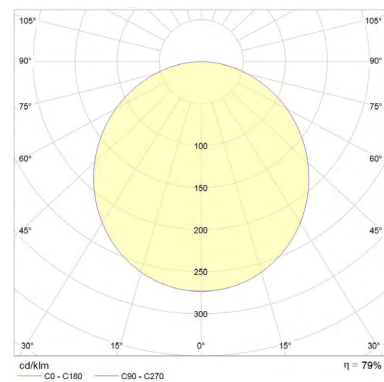


## BuzziShade LED Disk Ø 470

LED Disk Ø 470 Cartesian diagram



LED Disk Ø 470 Polar curve



---

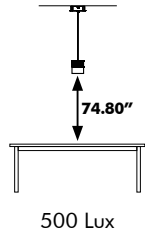
## Tips and Tricks - Light Options

To enlight your workplace with optimal lux levels take following measurements into account:

### BuzziShade BuzziSol Solo

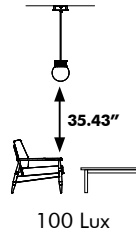
#### Solo Spot

Office,  
Meeting room



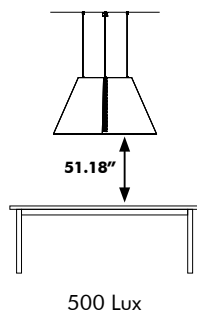
#### Solo Globe

Office,  
Meeting room

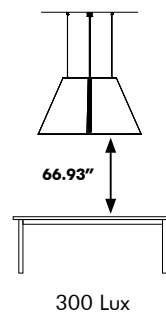


### BuzziShade LED Disk Ø 470

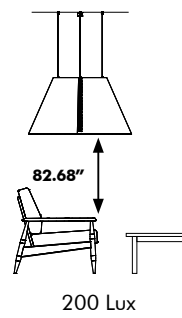
Office,  
Meeting room



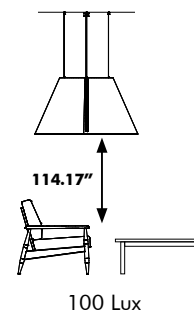
Reception desk, Lounge,  
classroom



Entrance Hal



Entrance Hall

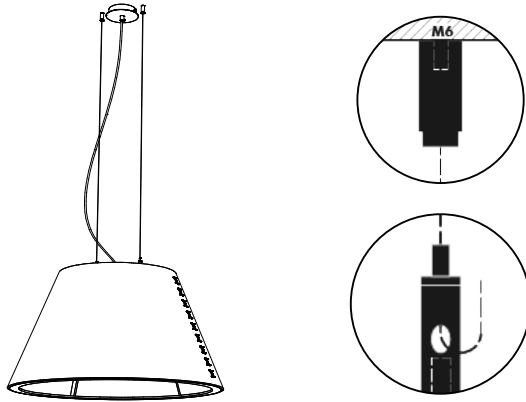


\* According to EN12464

# Product Data

## Fixing System

### Fixing System Acoustic Shade



BuzziShade M and L are suspended on 2 cables of 78.74" or 196.85" black or alu colored cables, with fixing system screw.

BuzziShade XL and XXL are suspended on 3 cables of 78.74" or 157.48" black or alu colored cables, with fixing system screw.

▲ If installing on suspended ceiling, verify load capacity prior to installation.

## Acoustic Shade



The acoustic shade consists of one layer of BuzziFelt with our signature lacing.

BuzziShade M | L : Lace in Black, White or Fluorescent Orange.

BuzziShade XL | XXL : Lace in Black or White.

Two rows of lacing for size XL and three rows for size XXL

Optional: an extra layer of BuzziFabric can be added on the inside or outside.



Absorption



Mid tone



High tone

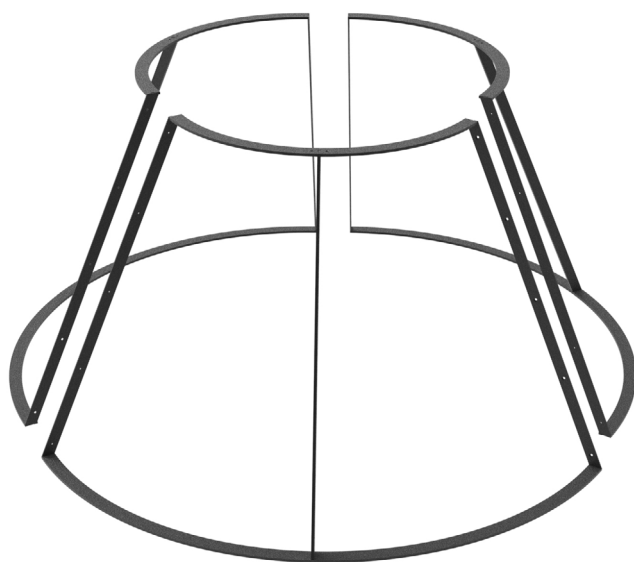


---

## Metal Frame



BuzziShade M I L : Powder coated metal frame in Black (RAL 9005), White (RAL 9010), Fluo Orange (RAL 2005) or Aluminium (not powder coated)

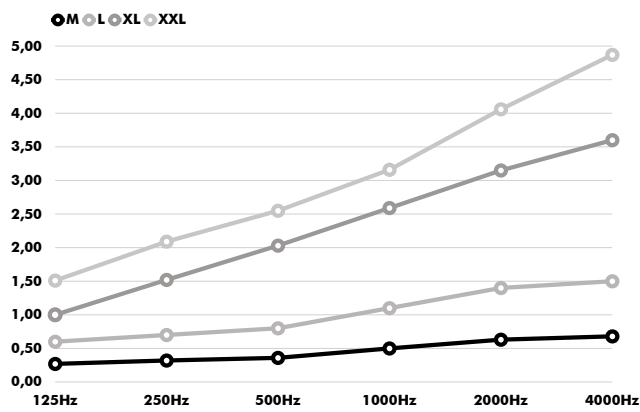


BuzziShade XL I XXL : Powder coated metal frame in Black (RAL 9005), White (RAL 9010) or Aluminium (not powder coated)  
The metal frame is built up in 2 parts for XL and 3 parts for XXL

# Acoustics

## BuzziShade

Equivalent sound absorption area in m<sup>2</sup> per object

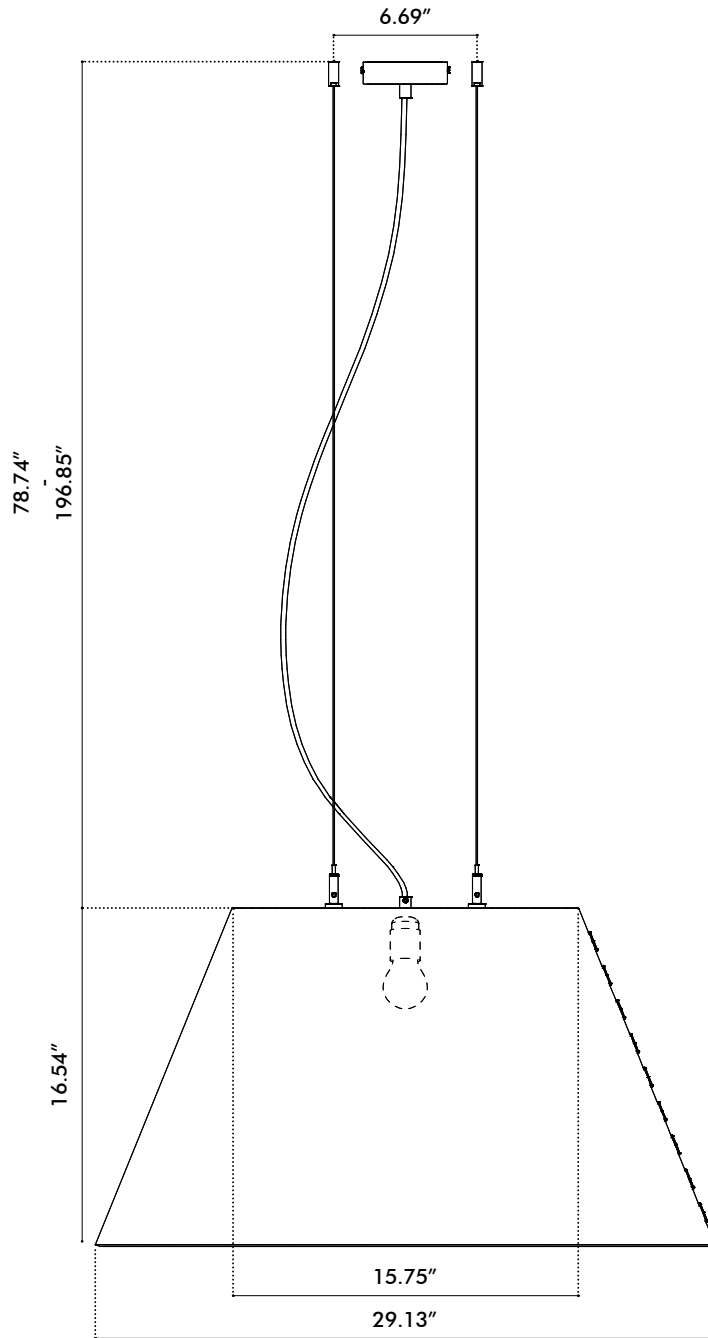


Hz	Shade M Aeq/m <sup>2</sup>	Shade L Aeq/m <sup>2</sup>	Shade XL Aeq/m <sup>2</sup>	Shade XXL Aeq/m <sup>2</sup>
125	0.27	0.60	1.00	1.51
250	0.32	0.70	1.52	2.09
500	0.36	0.80	2.03	2.55
1000	0.50	1.10	2.59	3.16
2000	0.63	1.40	3.15	4.06
4000	0.68	1.50	3.60	4.87

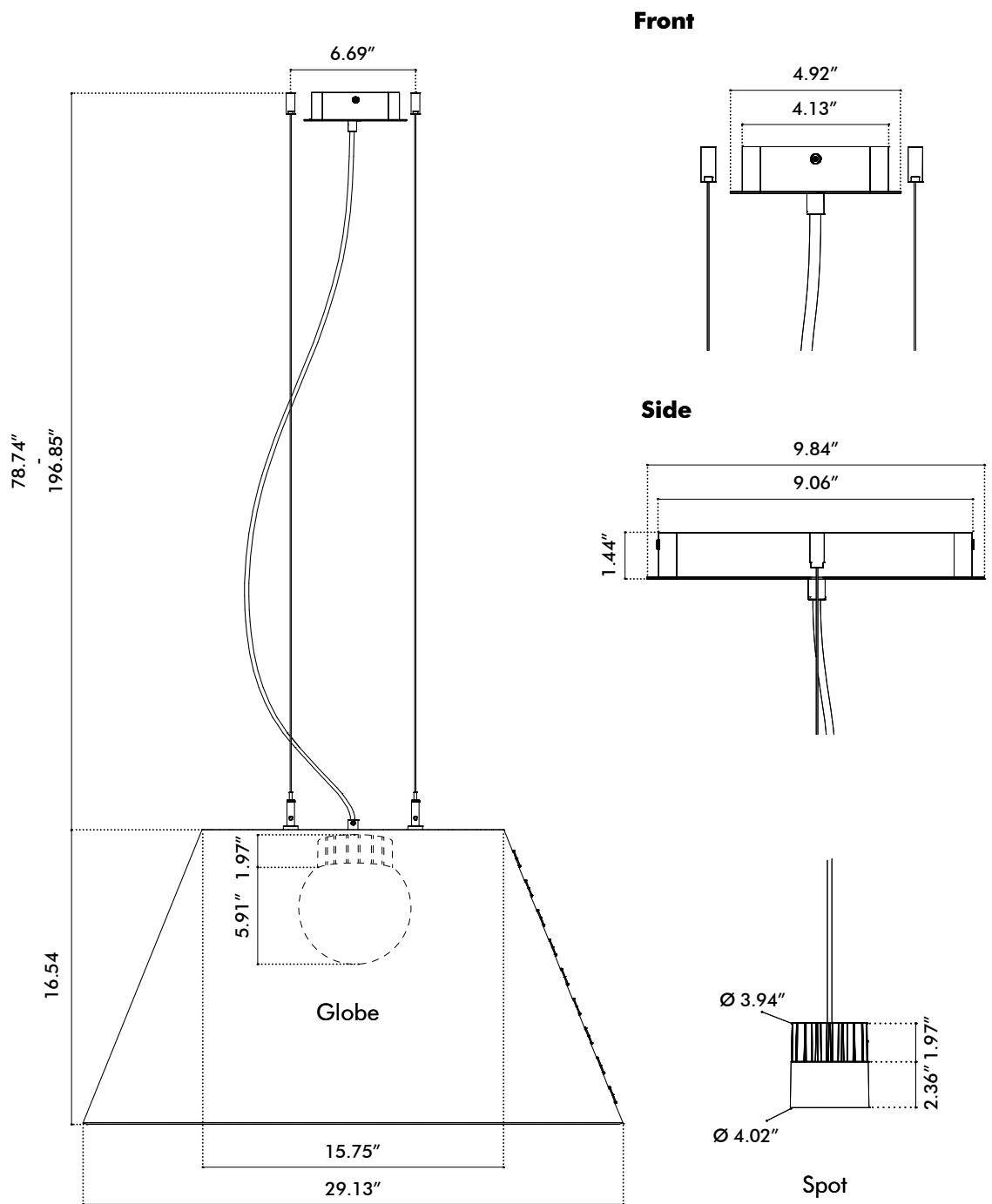
---

# Dimensions

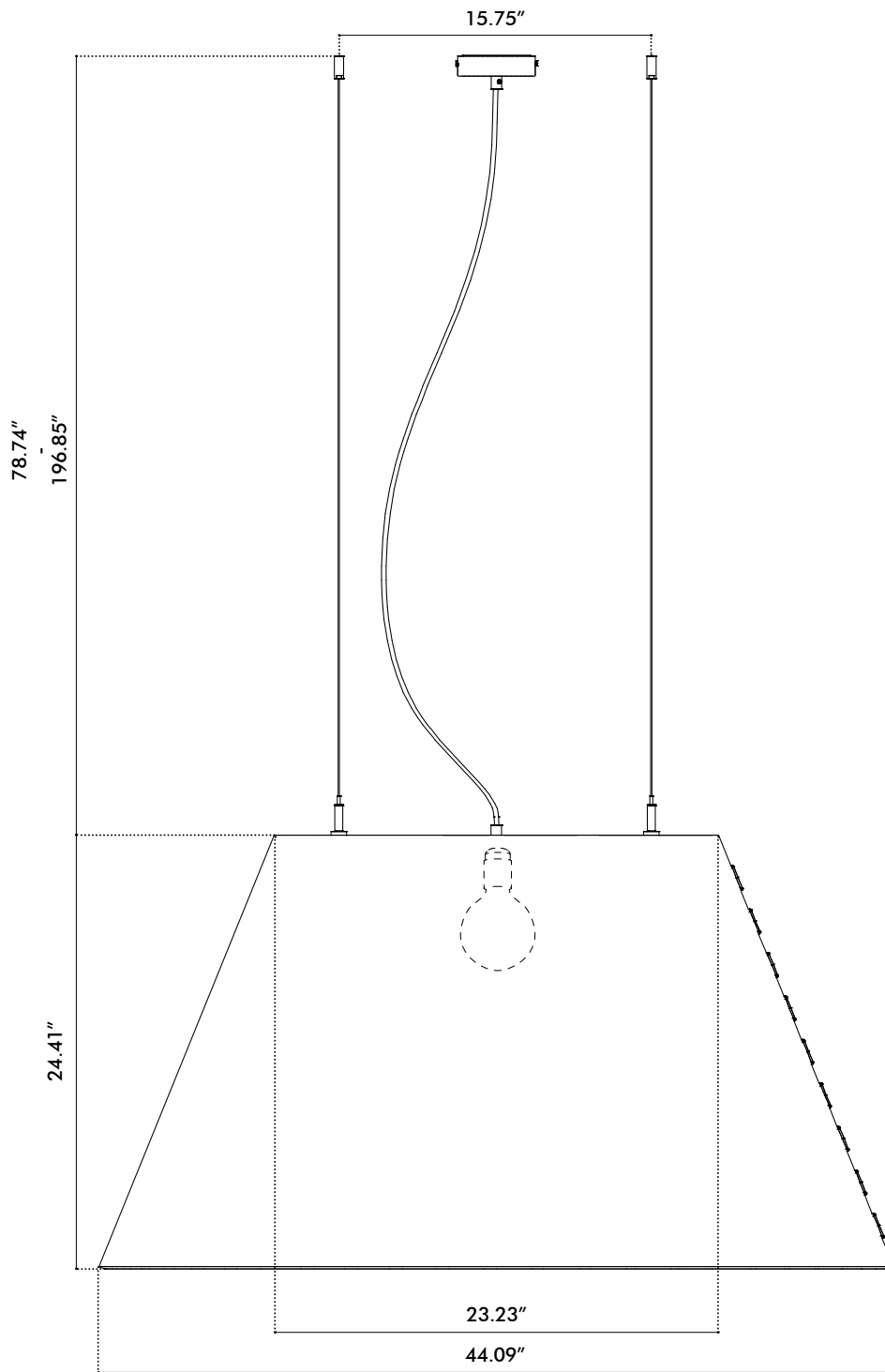
## BuzziShade Pendant Medium



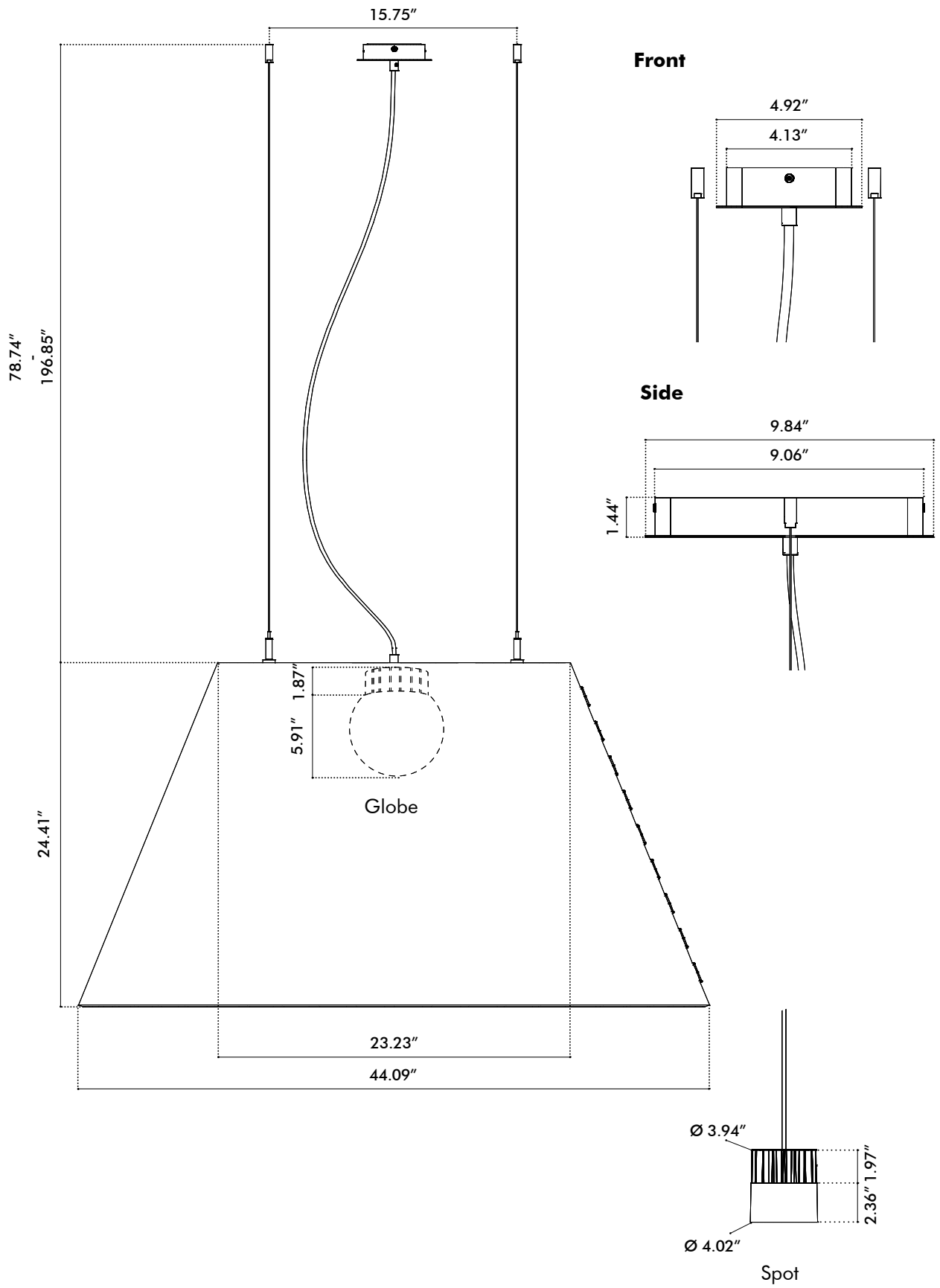
# BuzziShade Pendant LED Medium



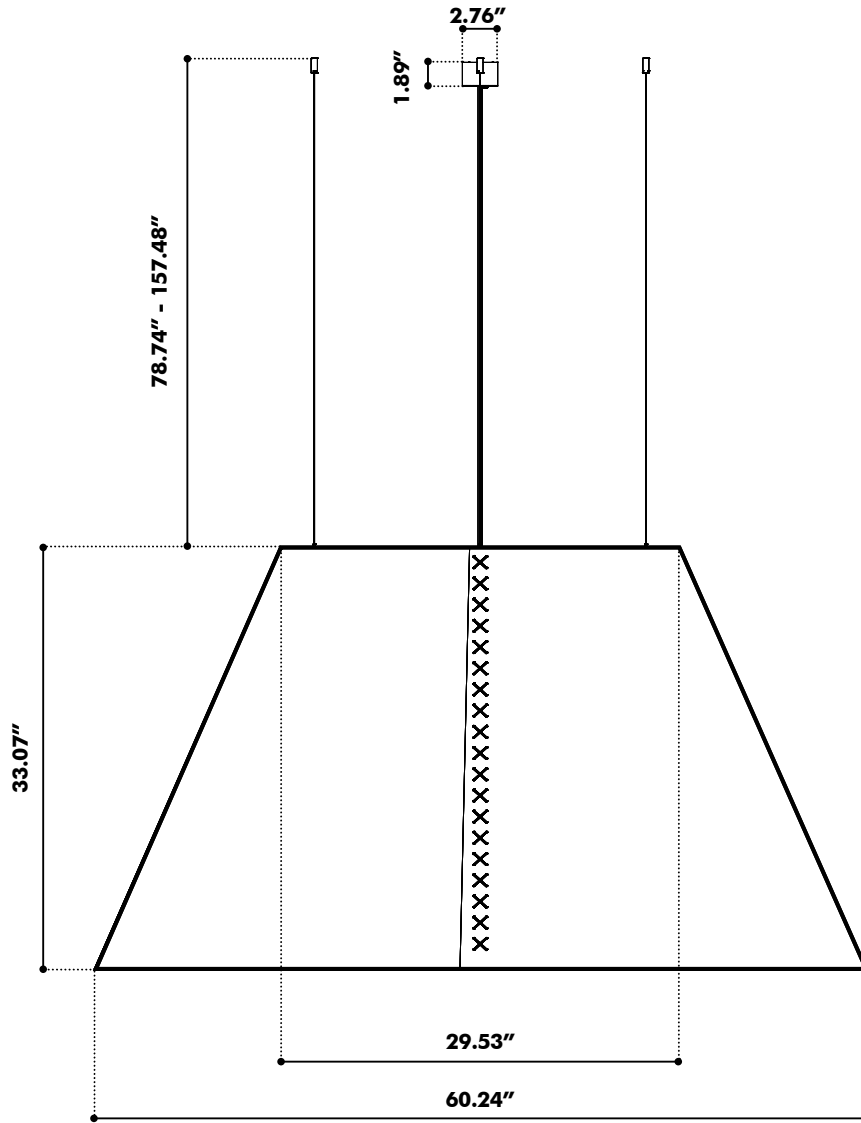
# BuzziShade Pendant Large



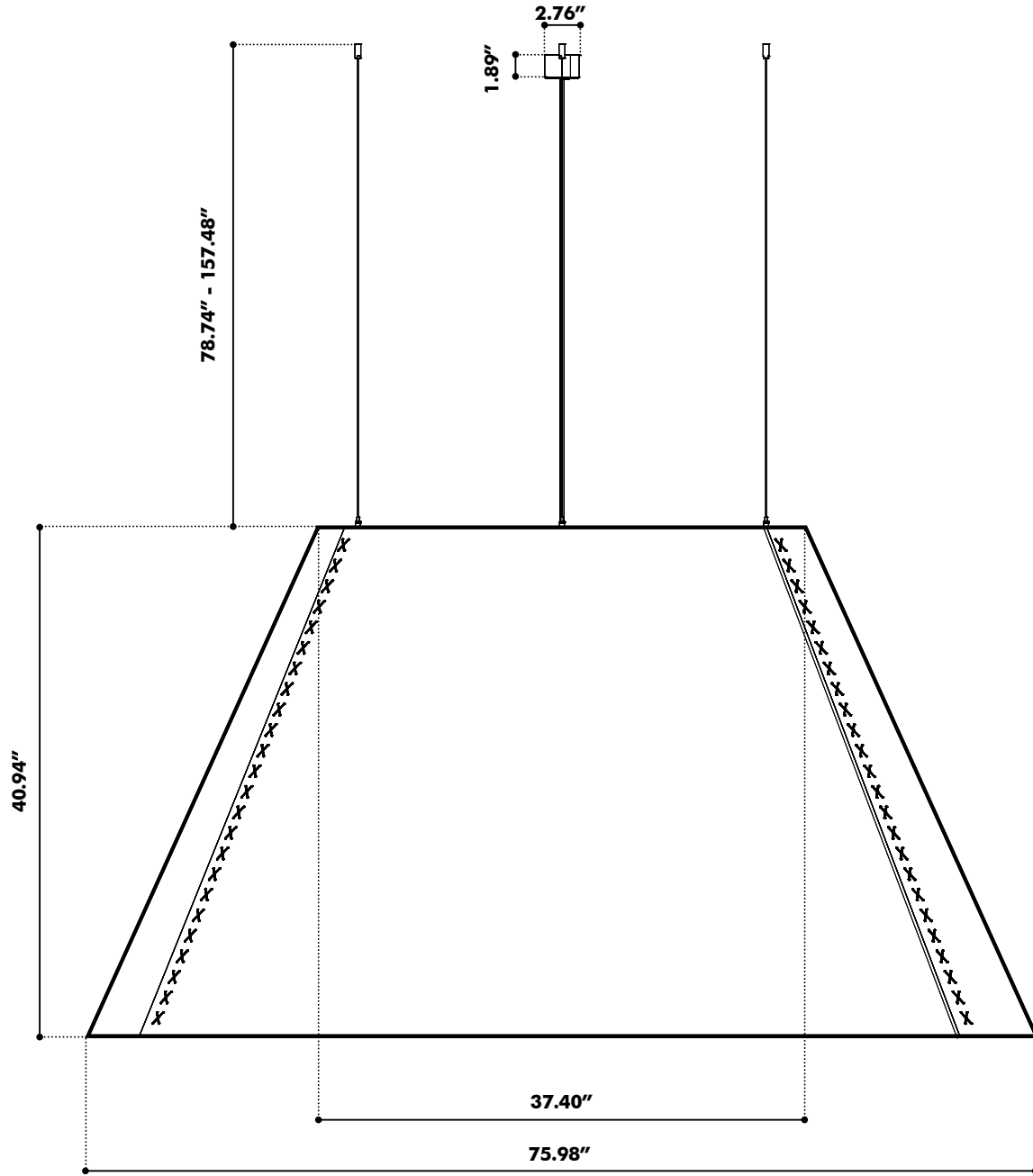
# BuzziShade Pendant LED Large



**BuzziShade XL**



**BuzziShade XXL**

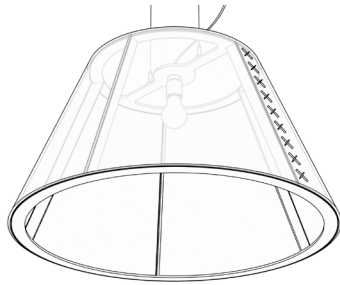




---

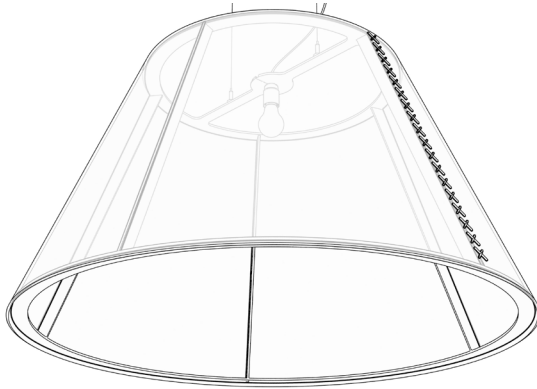
# Weights

## BuzziShade M Retrofit



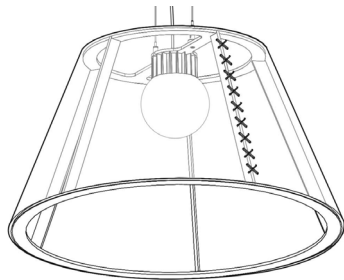
8.82 lbs

## BuzziShade L Retrofit



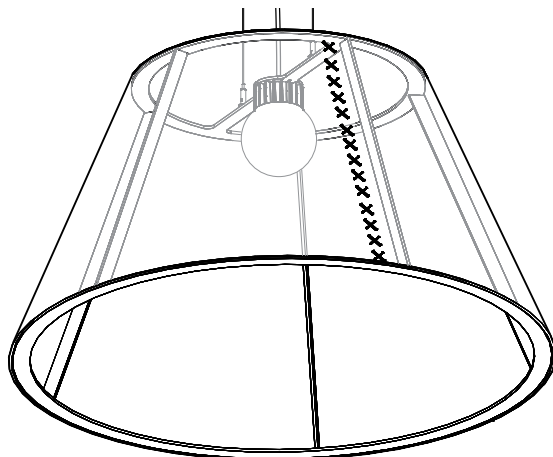
17.64 lbs

## BuzziShade M BuzziSol



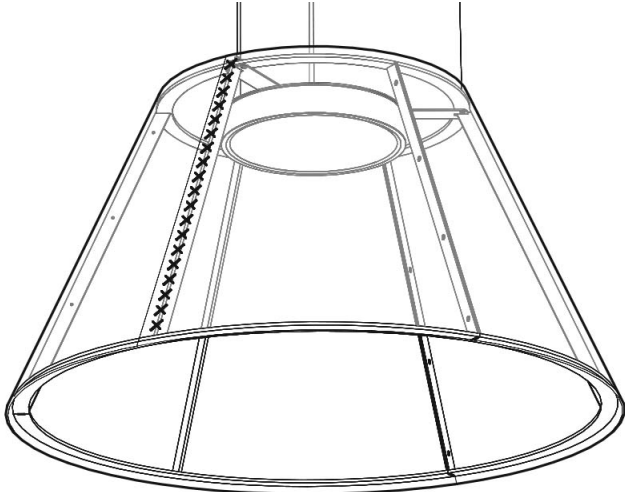
13.23 lbs

## BuzziShade L BuzziSol



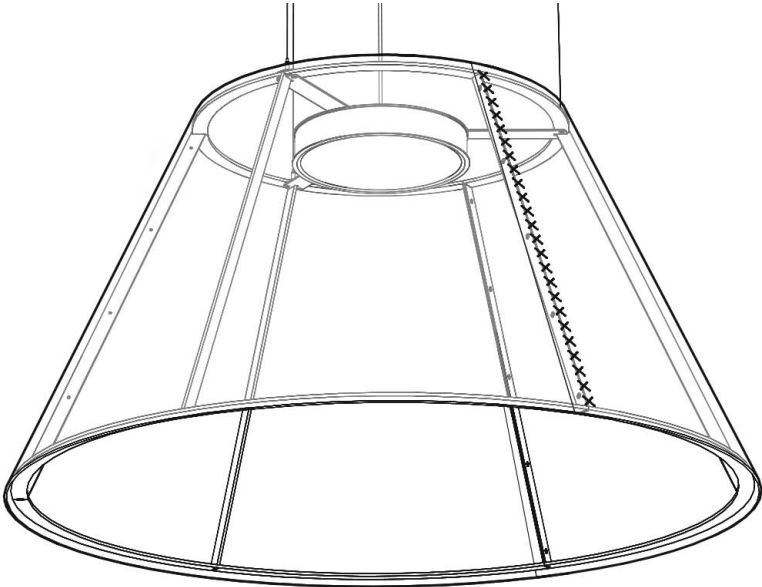
22.05 lbs

**BuzziShade XL**



46.74 lbs

**BuzziShade XXL**




56.66 lbs

# Fabrics

---


## Felt (12 colors)



**Composition** 100% Recycled P.E.T. Felt, latex backing  
**Weight** 1.000 g/m<sup>2</sup> | 29.49 oz/yd<sup>2</sup>  
**Abrasion resistance** >7.000 Martindale  
**Flammability** EU: EN 13501.1 + A1/2009 Class B-s1,d0  
USA: ASTM E84 Class A certified  
**Fastness to light** USA 5



## Fabric (45 colors)



**Category** A  
**Composition** 70% Recycled Wool, 25% Recycled Polyacryl,  
5% Recycled Other Fabrics  
**Weight** 405 g/m<sup>2</sup> | 11.94 oz/yd<sup>2</sup>  
**Abrasion resistance** 40.000 Martindale, 50,000 Wyzenbeek  
**Flammability** EU: EN 1021.1/2006 | BS EN 1021.1/2006 (cigarette).  
EN 1021.2/2006 | BS EN 1021.2/2006 (match)  
USA: CAL TB 117 | ASTM E84 CLASS A  
**Fastness to light** EU 4 | USA 4  
**Fastness to rubbing** EU: Wet 3-4 | Dry 4-5  
**Fastness to crocking** USA: Wet 5 | Dry 5

