



## Product Specification Sheet

### **BuzziCone 220-240V**

— By BuzziSpace Studio

#### **Conic and Iconic**

BuzziCone is a classic yet original noise-reducing lighting, which offers the best of both worlds: light and good silence. This cone-shape slim pendant in soft BuzziFelt offers elegant decorative light, being the perfect addition to any setting. Hang them individually or cluster them in different height to delineate the ideal microenvironment. BuzziCone is available in a wide range of striking BuzziFelt colors. Be even more creative by adding a layer of fabric to the BuzziFelt (inside or outside). You can take your pick from the 3 models based on different angles: 47, 102 and 133.



# The Family

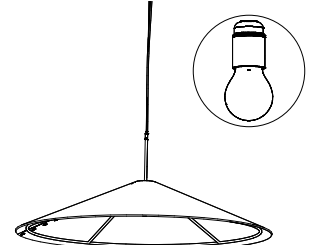
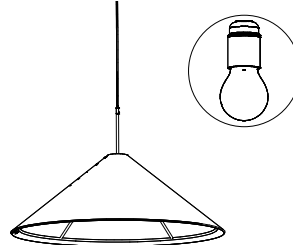
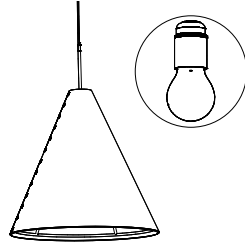
## Models

**BuzziCone 47**

**BuzziCone 102**

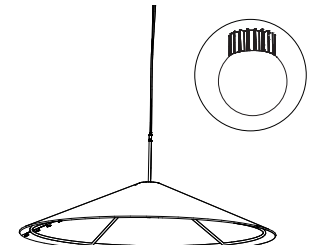
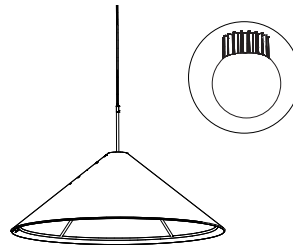
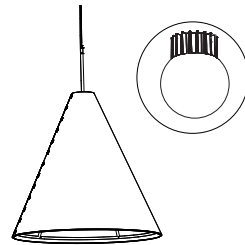
**BuzziCone 133**

**Retrofit E27**  
(bulb excluded)

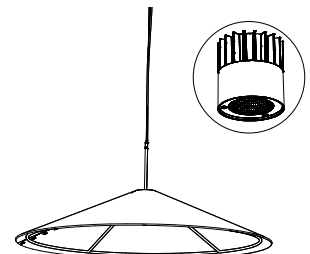
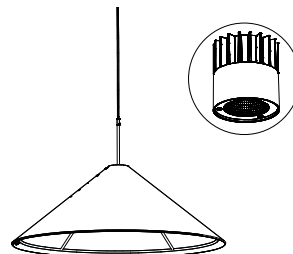
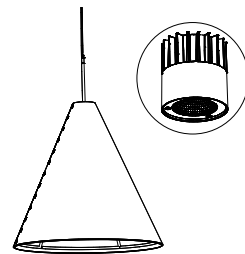


**Lighting Units**

**Sol Solo Globe**



**Sol Solo Spot**



Required order information

1. Size
2. Light Option
3. BuzziFelt Color
3. Optional extra layer inside or outside (CAT -> Collection -> Color)

# Lighting Data

---

## Lighting Units

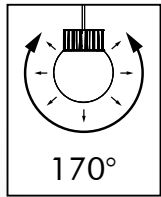
### Retrofit Lighting unit



Retrofit E27 bulb excluded, Max 60W.

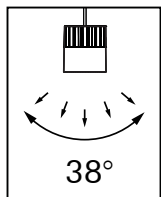
### BuzziSol

#### Globe



BuzziSol Solo is a suspended LED fixture consisting of 1 powder-coated black heatsink with LED chip on board (COB) light source. The product can be finished with a frosted glass globe diffuser which spreads the light in a large beam angle of 170°, enlighting the surroundings or a reflector spot adaptor directing the light with a beam angle of 38° downwards.

#### Spot



# Lighting specifications

## BuzziCone 47

Lighting Unit	Voltage	Wattage	Light Output Luminaire	Efficacy (Lm/W)	CRI	Dimming	Color Temperature	UGR	Standard (stock) On request (>LT)	Color Power Cable	Color Ceiling Canopy	Fabric Collection	Fabric Color	Mounting Option
Retrofit E27 bulb excl.	220 - 240V	Max.60W	-	-	-	-	-	-	Standard	Black	Black	-	-	-
Sol Solo Globe	220 - 240V	32W	1500 Lm	46,8	90	1-10V	3000K	23	Standard	Black	Black	Use color codes below	Use color codes below	1 cable of 2 m or 5 m Alu or Black
Sol Solo Globe	220 - 240V	32W	1500 Lm	46,8	90	DALI	3000K	23	On Request	Black	Black	Use color codes below	Use color codes below	-
Sol Solo Spot	220 - 240V	32W	1500 Lm	46,8	90	1-10V	3000K	12	Standard	Black	Black	-	-	-
Sol Solo Spot	220 - 240V	32W	1500 Lm	46,8	90	DALI	3000K	12	On Request	Black	Black	-	-	-

## BuzziCone 102

Lighting Unit	Voltage	Wattage	Light Output Luminaire	Efficacy (Lm/W)	CRI	Dimming	Color Temperature	UGR	Standard (stock) On request (>LT)	Color Power Cable	Color Ceiling Canopy	Fabric Collection	Fabric Color	Mounting Option
Retrofit E27 bulb excl.	220 - 240V	Max.60W	-	-	-	-	-	-	Standard	Black	Black	-	-	-
Sol Solo Globe	220 - 240V	32W	1500 Lm	46,8	90	1-10V	3000K	23	Standard	Black	Black	Use color codes below	Use color codes below	1 cable of 2 m or 5 m Alu or Black
Sol Solo Globe	220 - 240V	32W	1500 Lm	46,8	90	DALI	3000K	23	On Request	Black	Black	Use color codes below	Use color codes below	-
Sol Solo Spot	220 - 240V	32W	1500 Lm	46,8	90	1-10V	3000K	12	Standard	Black	Black	-	-	-
Sol Solo Spot	220 - 240V	32W	1500 Lm	46,8	90	DALI	3000K	12	On Request	Black	Black	-	-	-

## BuzziCone 133

Lighting Unit	Voltage	Wattage	Light Output Luminaire	Efficacy (Lm/W)	CRI	Dimming	Color	UGR	Standard (stock) On request (>LT)	Color Power Cable	Color Ceiling Canopy	Fabric Collection	Fabric Color	Mounting Option
Retrofit E27 bulb excl.	220 - 240V	Max.60W	-	-	-	-	-	-	Standard	Black	Black	-	-	-
Sol Solo Globe	220 - 240V	32W	1500 Lm	46,8	90	1-10V	3000K	23	Standard	Black	Black	Use color codes below	Use color codes below	1 cable of 2 m or 5 m Alu or Black
Sol Solo Globe	220 - 240V	32W	1500 Lm	46,8	90	DALI	3000K	23	On Request	Black	Black	Use color codes below	Use color codes below	-
Sol Solo Spot	220 - 240V	32W	1500 Lm	46,8	90	1-10V	3000K	12	Standard	Black	Black	-	-	-
Sol Solo Spot	220 - 240V	32W	1500 Lm	46,8	90	DALI	3000K	12	On Request	Black	Black	-	-	-

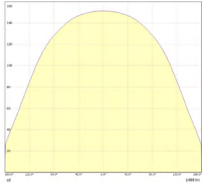
CE CB

---

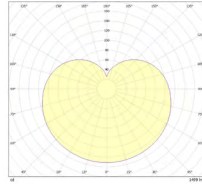
# Photometric Data

## BuzziCone BuzziSol Solo

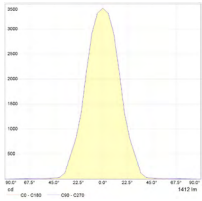
Solo Solo Globe Cartesian diagram



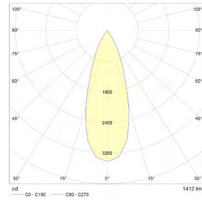
Solo Solo Globe Polar curve



Solo Solo Spot Cartesian diagram



Solo Solo Spot Polar curve



---

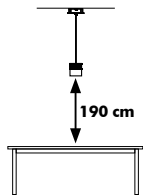
## Tips and Tricks - Light Options

To enlighten your workplace with optimal lux levels take following measurements into account:

### BuzziCone BuzziSol Solo

#### Solo Spot

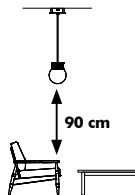
Office,  
Meeting room



500 Lux

#### Solo Globe

Office,  
Meeting room



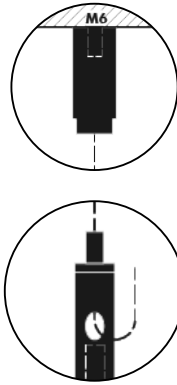
100 Lux

\* According to EN12464

# Product Data

## Fixing System

### Fixing System Acoustic Panel



BuzziCone is suspended on 1 cable of 2 or 5m black or alu colored, with fixing screw.

⚠ If installing on suspended ceiling, verify load capacity prior to installation.

## Acoustic Panel



The acoustic panel consists of one layer of BuzziFelt, finished with push buttons in glossy black. Optional an extra layer of Fabric or Hero 2 can be added on the inside or outside.



Absorption



Diffusion



Mid tone

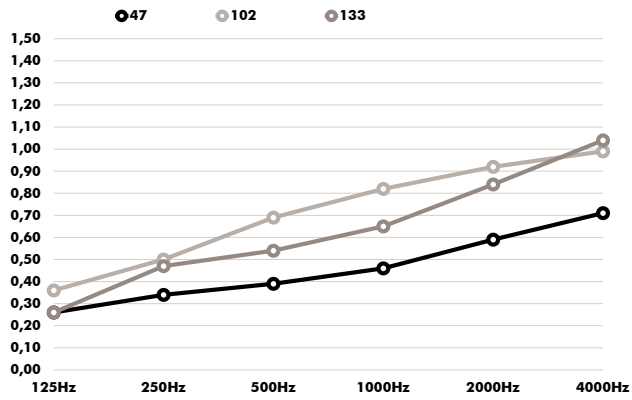


High tone

# Acoustics Data

## BuzziCone

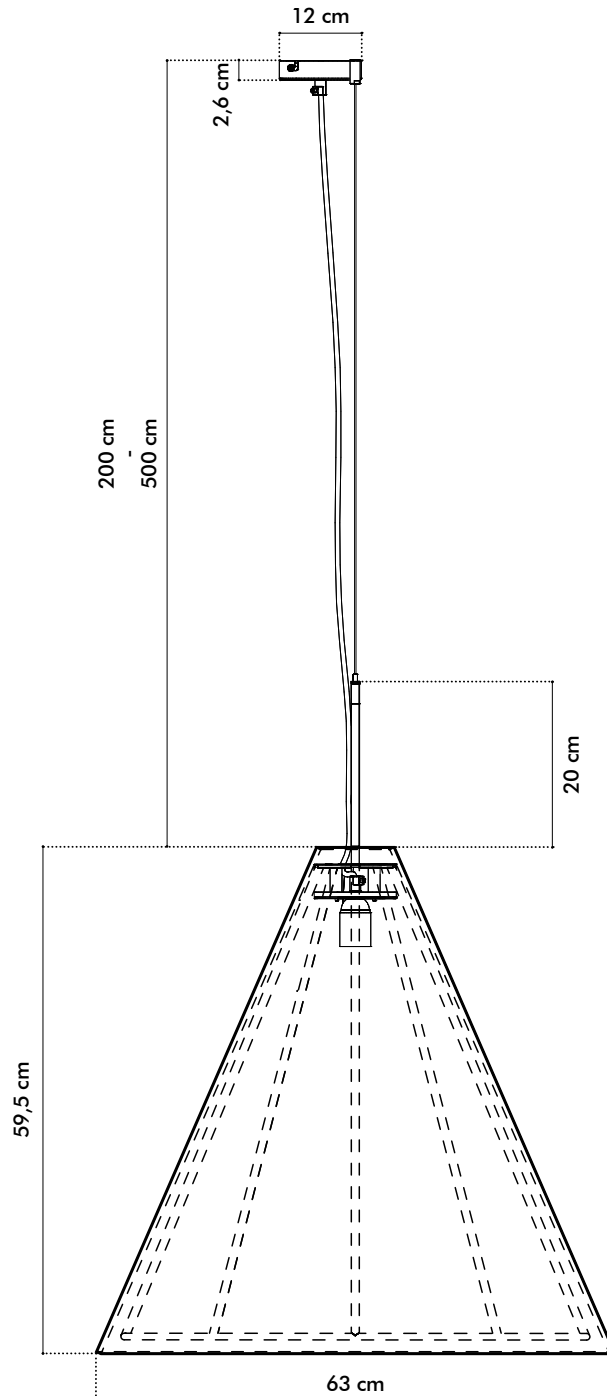
Equivalent sound absorption area in m<sup>2</sup> per object



Hz	Cone 47 Aeq/m <sup>2</sup>	Cone 102 Aeq/m <sup>2</sup>	Cone 133 Aeq/m <sup>2</sup>
125	0.26	0.36	0.26
250	0.34	0.50	0.47
500	0.39	0.69	0.54
1000	0.46	0.82	0.65
2000	0.59	0.92	0.84
4000	0.71	0.99	1.04

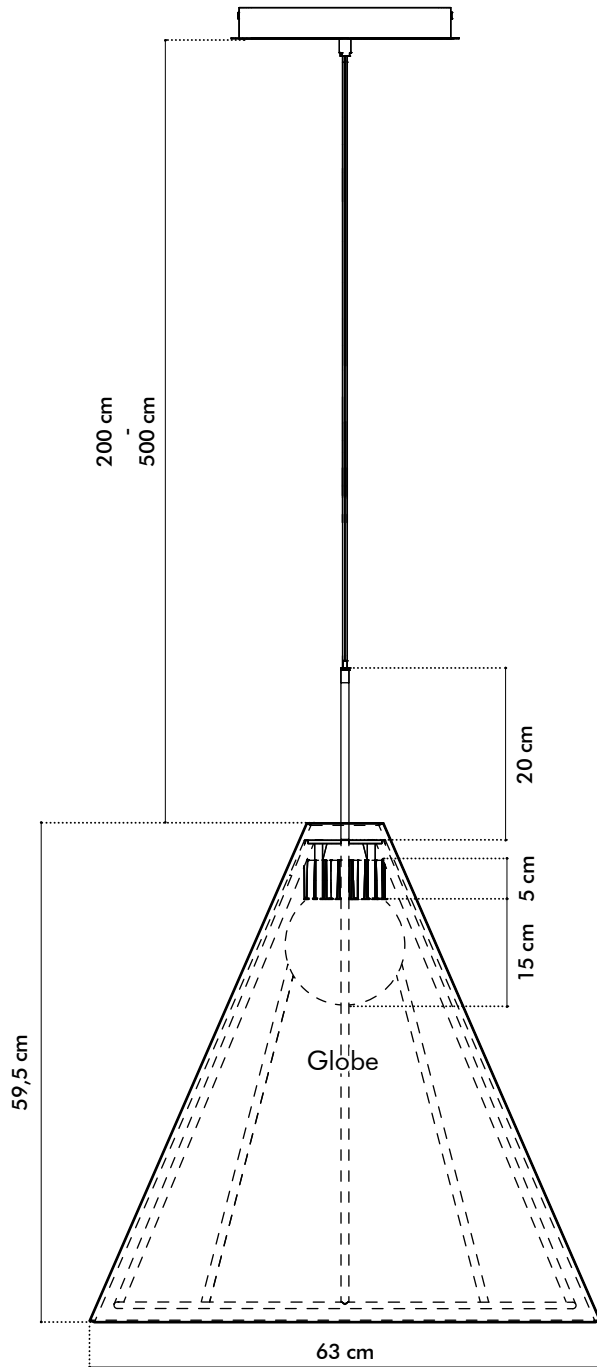
# Dimensions

## BuzziCone 47 Retrofit

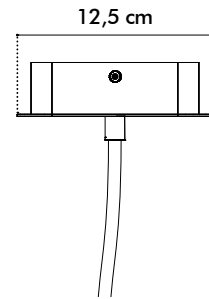




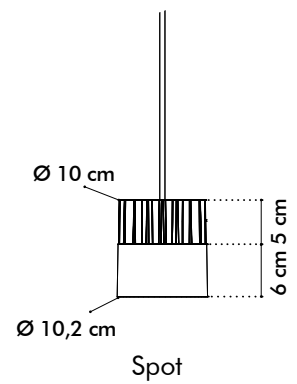
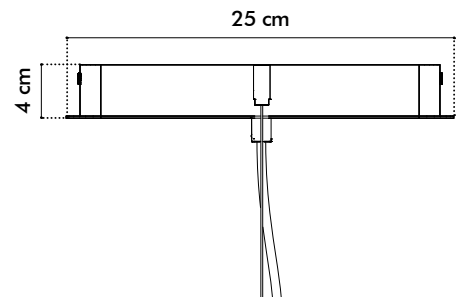
# BuzziCone 47 LED



**Front**

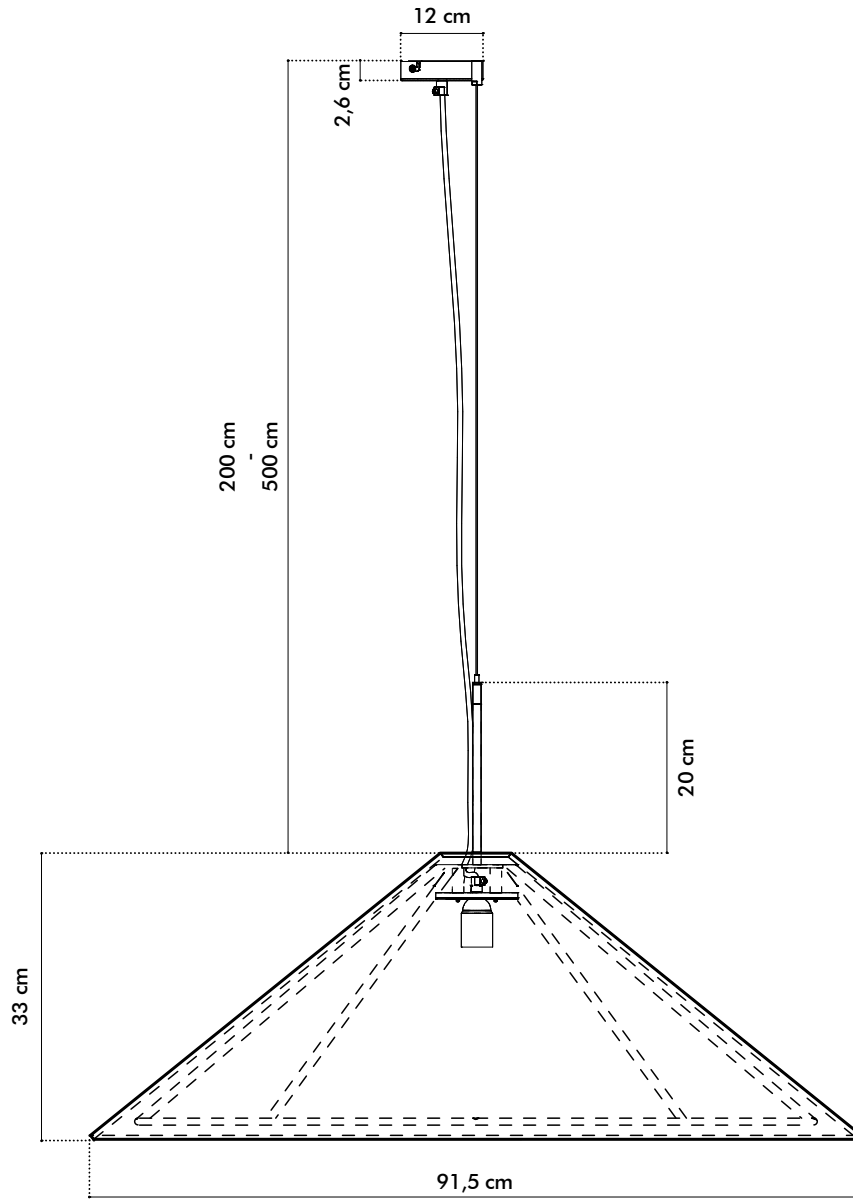


**Side**

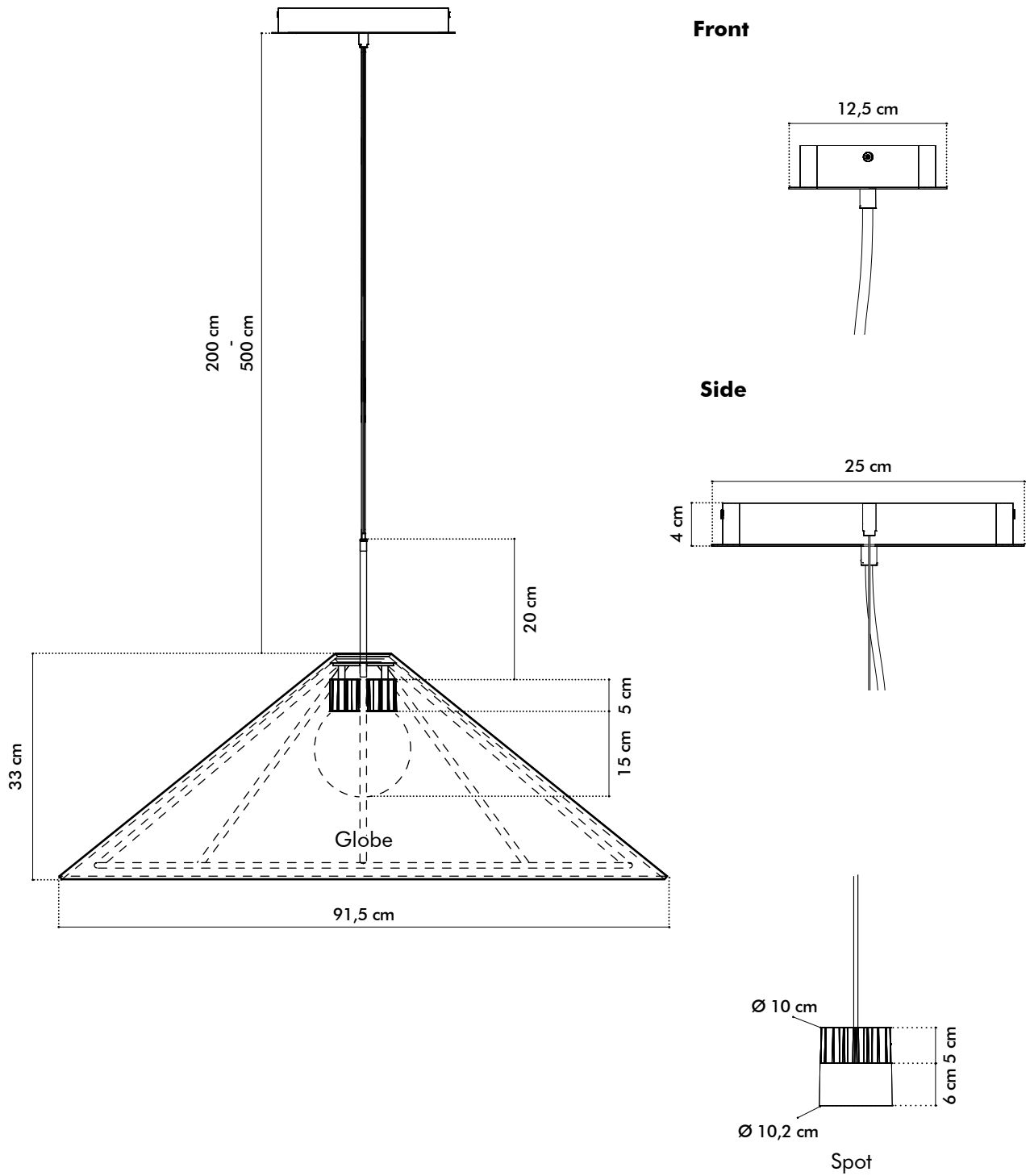


---

# BuzziCone 102 Retrofit

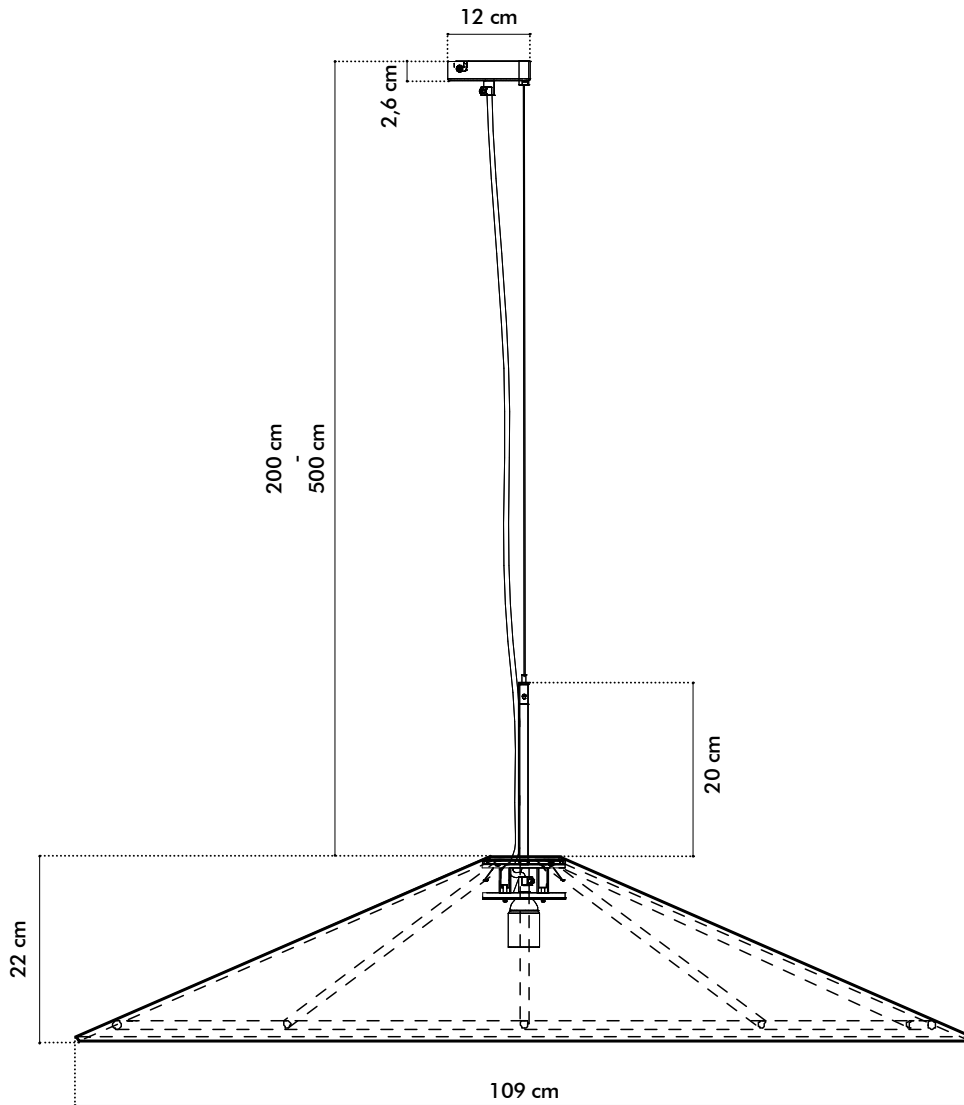


# BuzziCone 102 LED

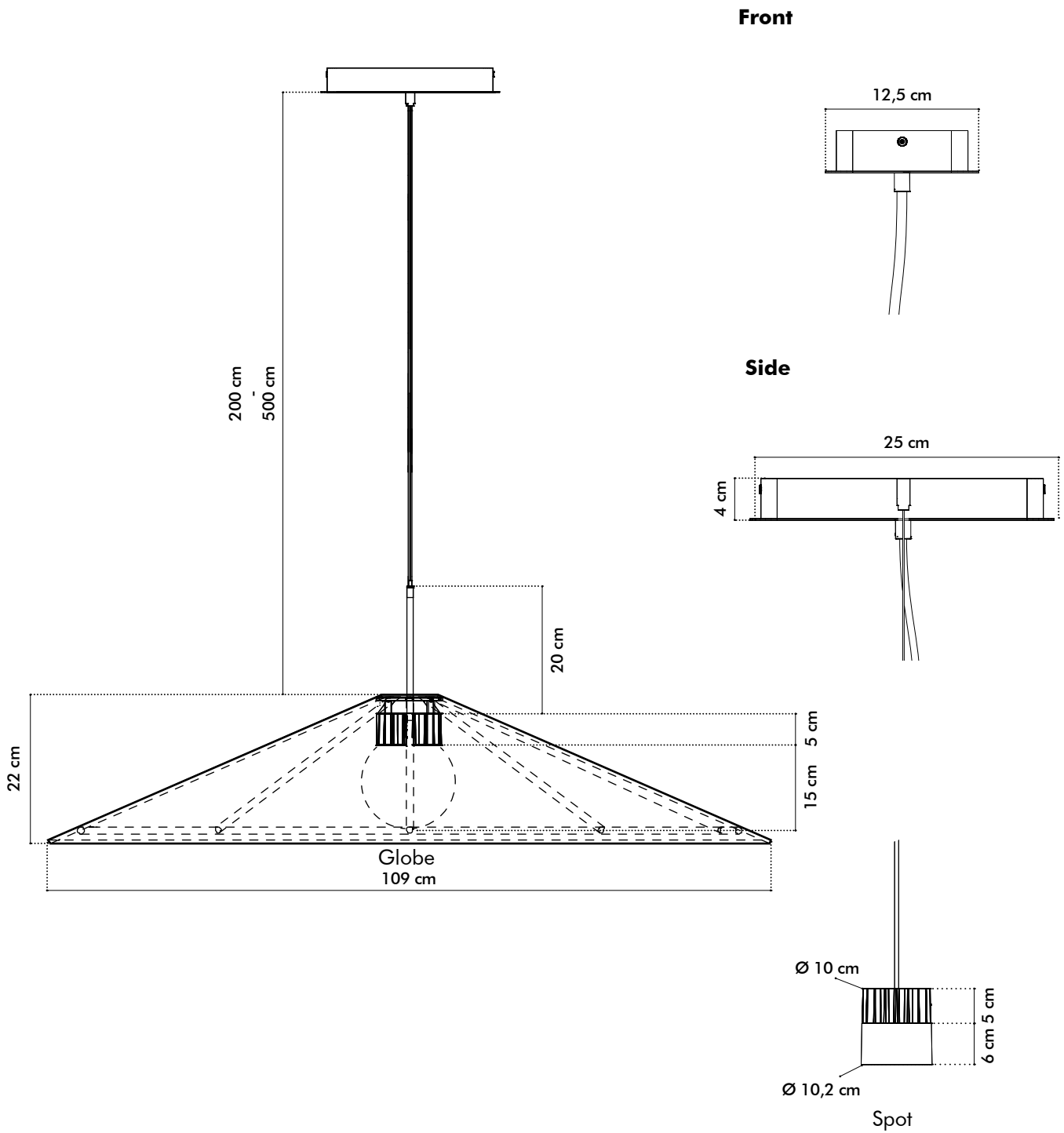


---

## BuzziCone 133 Retrofit



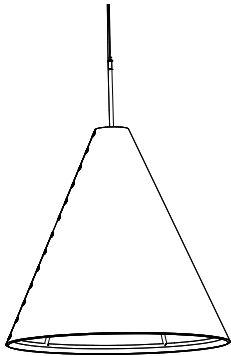
# BuzziCone 133 LED




---

## Weights


### BuzziCone 47



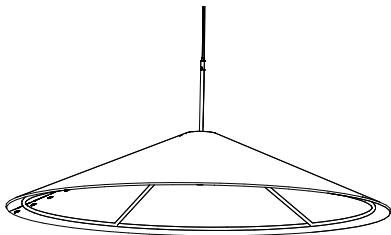
 6,5 kg


### BuzziCone 102



 7 kg


### BuzziCone 133



 7,5 kg

# Fabrics


## Felt (12 colors)



**Composition** 100% Recycled PE.T. Felt, latex backing  
**Weight** 1.000 g/m<sup>2</sup> | 29.49 oz/yd<sup>2</sup>  
**Abrasion resistance** >7.000 Martindale  
**Flammability** EU: EN 13501.1 + A1/2009 Class B-s1,d0  
USA: ASTM E84 Class A certified  
**Fastness to light** USA 5



## Fabric (45 colors)




**Category** A  
**Composition** 70% Recycled Wool, 25% Recycled Polyacryl,  
5% Recycled Other Fabrics  
**Weight** 405 g/m<sup>2</sup> | 11.94 oz/yd<sup>2</sup>  
**Abrasion resistance** 40.000 Martindale, 50,000 Wyzenbeek  
**Flammability** EU: EN 1021.1/2006 | BS EN 1021.1/2006 (cigarette).  
EN 1021.2/2006 | BS EN 1021.2/2006 (match)  
USA: CAL TB 117 | ASTM E84 CLASS A  
**Fastness to light** EU: 4 | USA 4  
**Fastness to rubbing** EU: Wet 3-4 | Dry 4-5  
**Fastness to crocking** USA: Wet 5 | Dry 5



## Hero 2 (33 colors)

kvadrat



**Category** C  
**Composition** 97% new wool, 3% nylon  
**Weight** 580 g/lin.m  
**Abrasion resistance** 45.000 Martindale rubs, EN ISO 12947  
**Flammability** EN 1021-1/2 | DIN 4102 B2 | NF D 60 013  
UNI 9175 1IM | US Cal. Bull. 117-2013 | NFPA 260  
IMO A.652 (16)  
**Fastness to light** Note 5-6, ISO 105-B02  
**Fastness to rubbing** (ISO) dry 4-5, wet 4-5  
**Pilling** Note 3-4, EN ISO 12945

