



Styles

Muffle Free-Hanging Screen PET

Muffle Free-Hanging Screen PET introduces a simple yet effective way of settling down loud and busy environments. Designed primarily for offices and reception areas, the hanging acoustic screens help to absorb ambient background noise. A reduction in the levels of reverberation helps to reduce the number of distractions caused by both internal and external factors.

Advantages:

- Wide range of colours available
- Ideal for multiple indoor environments
- Fixings included
- Safe, non-toxic and non-irritant



Small Hexagons



Triangle




Circles Mixed



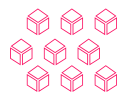
Large Circles



Castle Gate



Mixed Squares



Large Hexagons

Product Variations & Dimensions




SMALL HEXAGONS

2400 x 1200 x 12 (mm)
2400 x 1200 x 24 (mm)



LARGE HEXAGONS

2400 x 1200 x 12 (mm)
2400 x 1200 x 24 (mm)



MIXED CIRCLES

2400 x 1200 x 12 (mm)
2400 x 1200 x 24 (mm)



MIXED SQUARES

2400 x 1200 x 12 (mm)
2400 x 1200 x 24 (mm)



CASTLE GATE

2400 x 1200 x 12 (mm)
2400 x 1200 x 24 (mm)



LARGE CIRCLES

2400 x 1200 x 12 (mm)
2400 x 1200 x 24 (mm)



TRIANGLES

2400 x 1200 x 12 (mm)
2400 x 1200 x 24 (mm)

Product Specifications



Fire

The PET material has been tested to EN13501-:2007+A1:2009 s1, d0 / ASTM E84-2019 B Class A



Environmental

65% Recycled PET Fibre | 35% Virgin Fibre
VOC Emissions <0.02mg/M2
Formaldehyde 0.00 UG/G
OKE TEX Standard 100 - Class 1
100% Recyclable Content



Weight

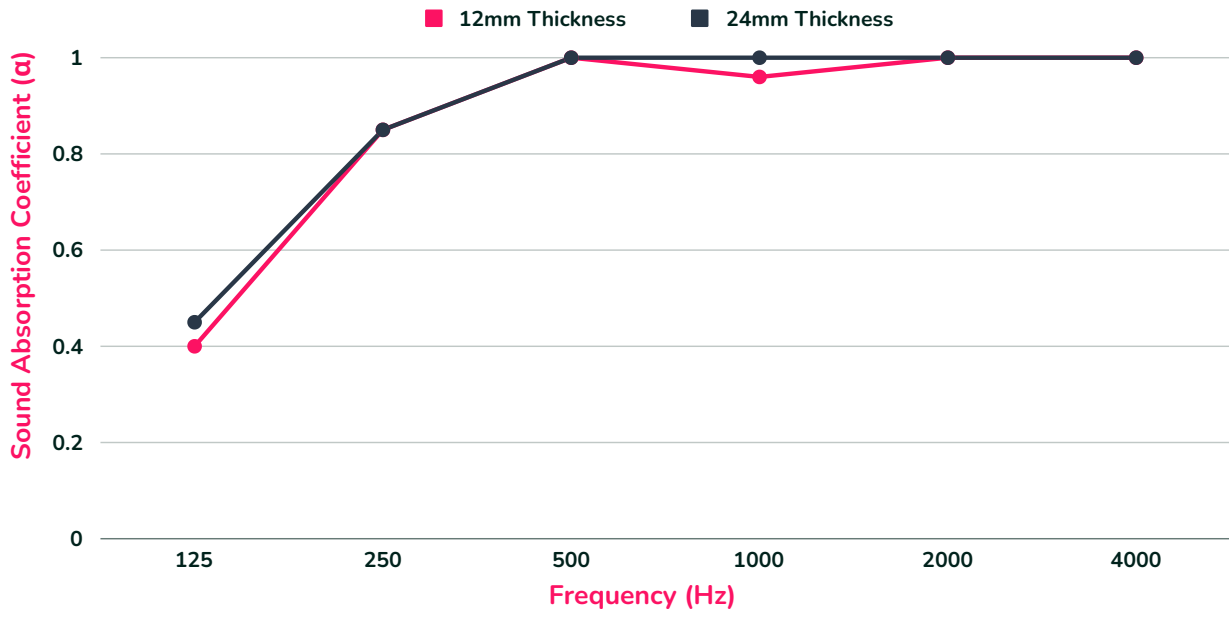
12 mm PET (m2) | 2.4kg
24 mm PET (m2) | 4.8kg
Note: all weights are approximate



Acoustic Performance

Acoustic Class | Up to CLASS A
See the next page for more acoustic information.

Acoustic Performance



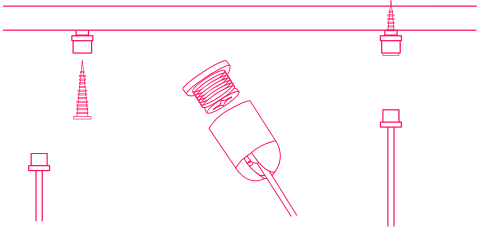
Muffle Free-Hanging Acoustic Screen 12mm & 24mm							
Frequency (Hz)	125	250	500	1000	2000	4000	NRC
12mm Thickness	0.40	0.85	1.00	0.96	1.00	1.00	0.95
24mm Thickness	0.45	0.85	1.00	1.00	1.00	1.00	1.00



Installation


Step 1

Attach and screw the softfit into to the ceiling with an appropriate screw.



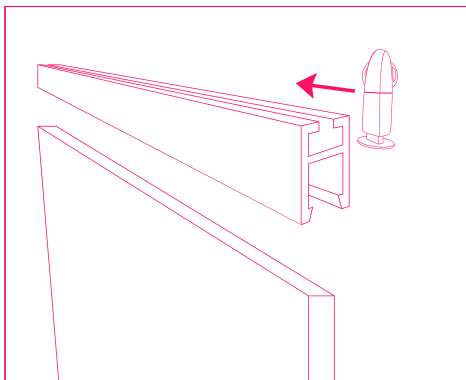
Step 2

Slide the end of the wire through the anchor foot attachment to your desired length and cut off any excess.



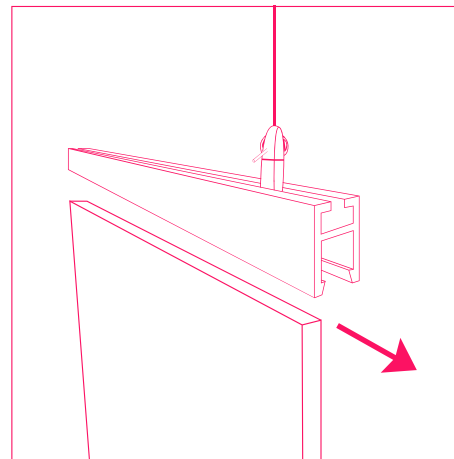
Step 3

Use the lip on the Anchor foot attachment to slide it into the channel.



Step 4

Slide the hanging screen through the channel.



Colours




Ice White




Slate Grey



Charcoal Grey



Black



Opal



Sand




Soft Blue



Teal




Yellow



Orange




Fuzzy Green




Cherry Red



Midnight Blue



Deep Blue



White

Product Care

Delivery, Storage & Handling

Protect your Muffle Free-Hanging Screen from excessive moisture when storing and handling.

After Care

Using a dry cloth, give the panels a light dusting to keep them looking clean and fresh.

Supplier

me.muffleacoustics.com

contact@muffleacoustics.me

+44 (0) 1924 938911

Note: Product MUST be checked for colour shading differences, flaws, defects or damage prior to installation. Once installation has been commenced, the products are deemed to have arrived in perfect condition – any of the above reported after installation will not be covered by your warranty.