



## Styles




LINE



KITE



CONCAVE



STRIPE



WEAVE

## MuffleCork

**MuffleCork** is a collection of environmentally friendly 3D wall panel made from recycled wine cork. With its natural sound absorbing qualities, these wall panels not only add to the décor but also act as an acoustic aid to your space. Thanks to their unique shape, MuffleCork panels can be arranged in many ways to create stunning designs.

### Advantages:

- Sustainable design
- Made from recycled products
- Easy to install
- Stylish and modern
- Countless design combinations

# Product Specifications

## Weight

- Kite** - 0.33lbs Natural / 0.40lbs Color
- Line** - 0.50lbs Natural / 0.55lbs Color
- Stripe** - 0.50lbs Natural / 0.55lbs Color
- Concave** - 0.66lbs Natural / 0.75lbs Color
- Weave** - 0.33lbs Natural / 0.40lbs Color

## Acoustic Performance

MuffleCork panels are certified to PN-EN ISO 11654:1999, Class E.

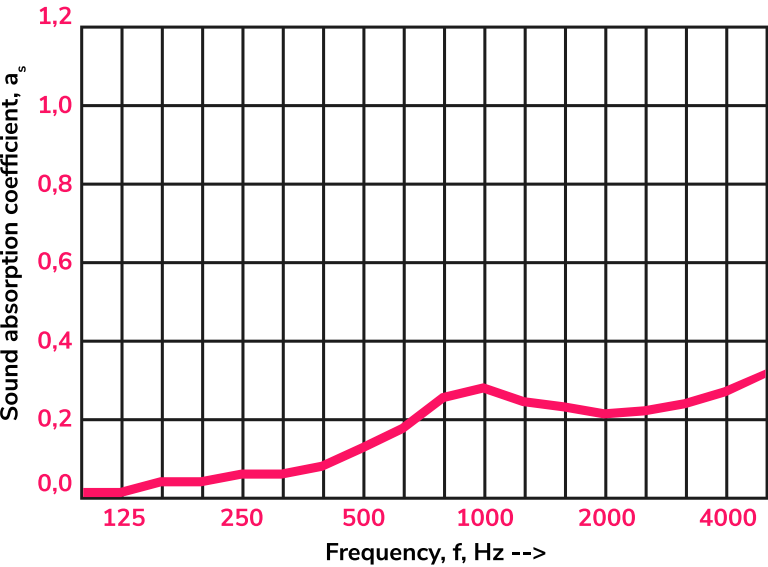
## Fire

MuffleCork as standard is not fire rated however, all MuffleCork panels can now be fully flammability treated at factory to - BS 476 part 6+7 and ES EN 13501 EU standard. Simply get in touch to discuss this option.

## Environmental

MuffleCork are environmentally friendly cork wall panels made of recycled wine cork. The cork naturally improves acoustics and is created without harm to the environment. Renewable, recyclable, and biodegradable.

f [Hz].	T <sub>i</sub> [s]	T <sub>z</sub> [s]	A <sub>i</sub> [m] <sup>2</sup>	a <sub>s</sub>	a <sub>p</sub>
100	5,5	5,4	0,1	0,01	0,00
125	6,0	5,9	0,1	0,01	
160	5,3	4,9	0,4	0,04	
200	5,3	5,6	0,4	0,04	0,05
250	5,6	5,1	0,6	0,06	
315	5,4	4,9	0,7	0,06	
400	5,5	4,8	0,9	0,08	0,15
550	5,6	4,5	1,5	0,13	
630	5,2	4,0	2,0	0,18	
800	4,9	3,4	2,8	0,28	0,25
1000	4,6	3,2	3,0	0,28	
1250	4,4	3,2	2,7	0,24	
1600	4,1	3,1	2,5	0,23	0,20
2000	3,8	3,0	2,3	0,21	
2500	3,4	2,7	2,4	0,22	
3150	2,8	2,3	2,6	0,24	0,30
4000	2,3	4,9	3,0	0,27	
5000	1,9	1,6	3,5	0,32	



Sound absorption index and class in accordance with EN ISO 11654:1999  
a<sub>w</sub> = 0,20  
Sound absorption class: E

# Product Variations



**Kite**

Panels to make up 1sq metre: 40  
Thickness: 0.8" – 1.1"  
Dimensions: 8.2 x 9.5 x 1.1 (Inches)



**Stripe**

Panels to make up 1sq metre: 19  
Thickness: 0.2" – 0.4" mm  
Dimensions: 16.7 x 9.6 x 0.4 (Inches)



**Line**

Panels to make up 1sq metre: 19  
Thickness: 0.2" – 1.2" mm  
Dimensions: 16.7 x 9.6 x 1.18 (Inches)



**Weave**

Panels to make up 1sq metre: 25  
Thickness: 0.2" – 0.6"  
Dimensions: 6 x 3 x 0.6 (Inches)



**Concave**

Panels to make up 1sq metre: 16  
Thickness: 1"  
Dimensions: 10 x 10 x 1 (Inches)







# Installation

## Tools Needed



Level



Glue



Snap-off blade  
knife



Sandpaper with  
P120 grade

## Step 1

Prepare the wall panel for installation – ensure the surface is clean, dry, and void of bumps.

## Step 2

Measure your wall space and then plan the arrangement of your cork panels.

## Step 3

Using mounting glue, apply generous dabs evenly all over the back of the panel.

## Step 4

Place the panel onto the wall in the desired location and hold in place for several seconds. Continue this process for each panel you're installing.

## Important

- Before application, check that the panel is evenly aligned at each edge. If necessary, you can gently sand the edge to ensure the desired fit is achieved.
- Monitor the vertical and horizontal lines of the panels on an ongoing basis using a spirit level.
- If necessary, cut the cork panels with a snap-off blade knife.
- The mounting glue used should be strong and fast setting. We recommend using PinkGrip.

# Colors



Black




Blue



Brown



Dark Green



Deep Blue



Green



Grey



Ivory



Maroon



Natural



Yellow

## Product Care



### Delivery, Storage & Handling

Protect MuffleCork panels from excessive moisture when storing, and handling.



### After Care

Little aftercare is needed with Mufflecork panels. Using a dry cloth, give the panels a light dusting to keep them looking clean and fresh.

## Supplier

[www.muffleacoustics.com](http://www.muffleacoustics.com)

[hello@muffleacoustics.com](mailto:hello@muffleacoustics.com)

(833) 934 0263

Note: Product MUST be checked for color shading differences, flaws, defects or damage prior to installation. Once installation has been commenced, the products are deemed to have arrived in perfect condition – any of the above reported after installation will not be covered by your warranty.